



Statistics of the Payneham Cricket Club

RUNS GALORE

VOLUME 1: CURRENT

Teams in Continuing & Current Competitions


Issue 19-1. 2024

Graham Vincent

70 1 8 69
RUNS WKTS OVERS TARGET

GRAY-NICOLLS





RUNS GALORE

Statistics of the Payneham Cricket Club
Volume 1: Current Competitions Issue
19-1: 2024

Compiled by
Graham Vincent



RUNS GALORE
STATISTICS OF PAYNEHAM CRICKET CLUB
Volume 1 Current Teams
Issue 19-1 2024

Also available - Volume 2 Historic Teams

Compiled by
Graham Vincent

Graphic Design by
ArtLab
87 Kensington Road
Norwood SA 5067

Preceded by

RUNS GALORE (1 volume)

First published 2006
Revised – Issue 2 2007
Revised – Issue 3 2008
Revised – Issue 4 2009
Revised – Issue 5 2010
Revised – Issue 6 2011
Revised – Issue 7 2012
Revised – Issue 8 2013
Revised – Issue 9 2014
Revised – Issue 10 2015 ISBN 978-0-646-94092-2
Revised – Issue 11 2016
Revised – Issue 12 2017
Revised – Issue 13 2018
Revised – Issue 14 2019
Revised – Issue 14 2019

RUNS GALORE (2 volumes)

Revised – Issue 15 2020
Revised – Issue 16 2021
Revised – Issue 17 2022
Revised – Issue 18 2023
Revised -- Issue 19 2024

PREFACE

Payneham Cricket Club was founded in 1868 and is the oldest cricket club in Adelaide that still carries its original name. It has built a fine tradition and provided a very significant base for community cricketers in the eastern suburbs.

It has experienced a number of stages since its inception.

- from 1868 – 1898 it competed in an environment where matches were arranged with other clubs by agreement, and not within the confines of a particular association.
- from 1898-1932 it competed on hard wickets in the East Torrens Cricket Association
- from 1932 onwards it competed in Adelaide Turf Cricket Association as a foundation member, initially with senior teams only and later with Junior teams as well.
- from 1998 onwards it competed with Sub Junior teams as a foundation member of the North Eastern Junior Cricket Association
- in 2017 it entered teams in female competitions for the first time.
- Since 2020 senior men's teams have struggled to find quality players and the first XI has slipped from A1 > A2 > A3 grades

The records of these exploits were retained by the diligence of Keith Duke, the secretary for 60 years collecting (almost) all of the scorebooks from 1940, and subsequent volunteers.

In 2000 the committee established a process of recording all of the statistical data onto a specialised database - "Cricket Statistics for Windows" and now has an essentially complete electronic record of the post World War 2 era of the club's competitions.

The club acknowledges and thanks Grahame Giddings of Heston UK for his considerable help, assistance, and production of specialised sectors of the product for our particular requirements. Support for the product has now ended

First published in 2006, Runs Galore was revised annually with the updated statistics of the club across the complete range club's cricketing endeavours both past and present.

However, in 2018 two very significant changes occurred...

- For the first time, community-based competitions emerged for women cricketers, and
- Cricket Australia, for the first time, seriously entered the management of (sub) junior cricket, and in the process established a completely rearranged structure (and set of rules) for cricket at Under 14 and below.

From the point of view of statistical recording cricketer's performances, this expanded the presentation of the record base to an unviable volume size. Accordingly, the records have been divided across two volumes.

- Volume 1 (this production) contains only records of teams and competitions that are current.
- Volume 2 contains records of teams that are no longer active, and competitions that Payneham no longer enters

Graham Vincent



DEFINITIONS

For cricket terms that have obscure or debatable meanings, the definitions as adopted in this publication are listed below.

Hat Trick: Three wickets taken by a bowler in successive legal deliveries within a match.
The deliveries may be split by the end of an over or end of the first innings, but not by the end of the match.

Double Hat Trick: This term is not recognised in this book.
Successive wickets taken in more than three balls are recorded as specific events.

- 4 wickets in 4 balls
- 5 wickets in 5 balls
- 5 wickets in 6 balls etc

Such an event is also recorded as 1 Hat Trick

Carried Bat: A batsman who opens the innings (batsman 1 or 2) and who remains not out when the 10th wicket of the innings falls.

Batted Through Innings: A batsman who opens the innings (batsman 1 or 2) and either...

- is out as the 10th wicket to fall, or
- remains not out in an innings that is closed when less than 10 wickets have fallen (provided at least 5 wickets have fallen and/or 100 runs have been scored)

Batting Strike Rate: Runs scored / 100 balls faced

Bowling Strike Rate: Legitimate balls bowled / wickets taken

Bowling Economy Rate: Runs scored / 100 balls bowled [Runs / over for 20/20 matches]

Junior teams: Teams specifically for players limited by age –
 Under 17, Under 16, Under 15, Under 14

Sub Junior Teams: Teams specifically for players limited by age –
 Under 14, Under 12, Under 10

Highlight Performances:

| | Senior/Junior | Under 14 | Under 12 | Under 10 |
|--------------|-------------------|------------|------------|------------|
| Batting 1 | 50 runs | 30 runs | 30 runs | 20 runs |
| Batting 2 | 100 runs | 50 runs | | 40 runs |
| Bowling 1 | 5 wkt/inns | 4 wkt/inns | 3 wkt/inns | 3 wkt/inns |
| Bowling 2 | 10 wkt/match | | | |
| Wkt. keeping | 6 dismissals/inns | | | |



CONTENTS Volume 1

CONTINUING COMPETITIONS (refer Volume 2 for previous competitions / teams)

| <u>Section</u> | <u>Page</u> | |
|---|-------------|----|
| WHOLE OF CLUB | 7 | |
| FIRSTS | | |
| First XI Regular Competition | 19 | |
| First XI T20 Competition | 35 | |
| First IX Women's T20 Competition | 41 | |
| SENIORS (other than First XI / IX) | | 47 |
| Second XI Regular Competition | 55 | |
| Second XI T20 Competition | 63 | |
| Second IX Women's T20 Competition | 67 | |
| Third XI Regular Competition | 73 | |
| Limited Overs Competition (Fourth, Fifth or Sixth XI) | 81 | |
| JUNIORS | | |
| Under 16s..... | 89 | |
| Junior Girls..... | 101 | |
| SUB JUNIORS | | |
| Under 14s (50 over) | 107 | |
| Under 12s (28 over – Stage 2 CA rules) | 113 | |
| Under 10s (20 over – Stage 1 CA “School Rules”) | 121 | |
| CLUB AWARDS | 125 | |
| FIRST XI CAPS | 138 | |



CONTENTS Volume 2

PREVIOUS COMPETITIONS (refer this Volume for current competitions / teams)

| Section | Page |
|---|------|
| WHOLE OF CLUB Refer to Volume 1 | |
| FIRSTS | |
| First XI Brock Cup Competition | 7 |
| SENIORS (other than First XI / IX) | |
| Third XI T20 Competition | 15 |
| Fourth XI Regular Competition | 19 |
| Regular Competition | 27 |
| Regular Competition | 35 |
| JUNIORS | |
| Colts..... | 43 |
| Under 15 & Under 14 (50 Over) XIs | 51 |
| SUB JUNIORS (pre 2017) | |
| Sub Juniors Composite | 61 |
| Under 13s | 69 |
| Under 13s T20 Cup | 75 |
| Under 11s | 79 |
| Under 11s T20 Cup | 87 |
| Under 9s | 91 |
| SUB JUNIORS (post 2017) | |
| Under 14s T20 Cup | 99 |
| Under 12s T20 Cup | 103 |
| FRIENDLY'S | 107 |
| EARLY HISTORY | 111 |





WHOLE OF CLUB All Grades

All Programmed matches

Includes all forms of competition
-- Seniors, Juniors, Sub Juniors, Male & Female
Excludes "Friendly" and Practice matches

Commenced: 1932/33





Last Played: continuing



THROUGH THE YEARS

THE BEST EVER

Career club performances

| Most appearances | Most runs | Most wickets | Most keeping dismissals |
|---|---|--|---|
|  |  |  |  |
| GG Wilson 487 | JW Stagg 8763 (9 100s 36 50s) | JSH Bickle 880 (64 5wl) | AJ Wilton 372 (284C 88S) |

HONOURED GROUPS

Special "Team" Selections

| Sesquicentenary Club Team of Honour Best performing 150-match players per position | | A 'Best' First XI Best performing 1st XI 100-match players per position | |
|--|--------------------|---|--------------------------|
| SD Heeps | Opening Bat | SD Heeps | Opening Bat |
| AS Foster | Opening Bat | RL Day | Opening Bat |
| TM Goodwin | Batsman | TM Goodwin | All Rounder (Seam) |
| PJ Raymond | Batsman | JW Stagg | All Rounder (Seam) |
| RW Rutter (capt.) | Batsman | PJ Raymond | Batsman |
| JA Jacobs | All Rounder | MJ O'Shea | Batsman |
| AJ Wilton | Wicket Keeper | JJ Gaerth | All Rounder (Seam) |
| B Chapman | Seam Bowler | KJ Duke | All Rounder (Spin) |
| JSH Bickle | Seam Bowler | GR Wasley | Spin Bowler |
| RJ Wilton | Spin Bowler | GM Vincent | Seam Bowler |
| PC Battersby | Seam Bowler | DH Williams | Wicket Keeper (96 mtchs) |
| WH Toy | All Rounder (Spin) | WH Toy | All Rounder (Spin) |

CLASSIC GAMES

| | |
|--|--|
| 1st XI - March 1947 Grand Final (Brighton Oval) 8/488 defeated Woodville 102 & 3/157 | KJ Duke 161, WH Toy 142, E Cammiss 105 CN Adams 4/17 |
| 4th XI- October 1956 (Basket Range Oval) 553 defeated Basket Range 263 | R Mercer 217, D Milne 167, R Mercer 3/44 Milne / Roberts 214, Mercer / Buivydas 107 |
| 1st XI - October 1972 (Payneham Oval) 68 & 5/144 defeated WREI 4 & 87 | AR Marratt 6/2, PC Battersby 4/1 WREI 1st Innings 3 off the bat & 1 bye |
| 1st XI - March 1972 Grand Final (Glandore Oval) 260 defeated Grange 71 | R O'Brien 75, R Marratt 10/30 inc Hat trick ion first over |

| |
|-------------|
| TEAM |
|-------------|

HIGHEST INNINGS TOTAL

| Score | Versus | Team | Date |
|--------|---------------------|--------|--------|
| 553 | Basket Range | 4th XI | Oct-56 |
| 8--488 | Woodville | 1st XI | Mar-48 |
| 3--486 | University | 1st XI | Nov-43 |
| 7--451 | A H O S | 2nd XI | Mar-95 |
| 449 | S P O C | 2nd XI | Mar-55 |
| 9--441 | Flinders University | 1st XI | Oct-06 |
| 5--434 | S P O C | 1st XI | Feb-10 |
| 5--429 | P A O C | 5th XI | Nov-90 |
| 9--413 | Brighton | 2nd XI | Mar-49 |
| 7--403 | A H O S | 2nd XI | Jan-14 |
| 9--393 | Pooraka | 2nd XI | Feb-13 |
| 9--385 | Collegians | 1st XI | Nov-40 |

LOWEST COMPLETED INNINGS TOTAL

| Score | Versus | Team | Date |
|----------|--------------------|-----------|--------|
| 8 | Hope Valley | U10 Red | Dec-19 |
| 9--8 dec | Sturt | 3rd XI | Nov-65 |
| 12 | East Parade | Colts | Nov-58 |
| 15 | Taxation | 3rd XI | Oct-47 |
| 17 | East Parade | Colts | Jan-52 |
| 17 | I C I | 4th XI | Jan-60 |
| 17 | Pooraka | Under 14 | Nov-92 |
| 18 | Unley | 6th XI | Nov-00 |
| 19 | Walkerville Lions | U16 Girls | Nov-21 |
| 20 | W R E I Green | Colts | Nov-60 |
| 20 | Glenelg Stragglers | 5th XI | Jan-65 |
| 20 | Flinders Park | 4th XI | Dec-74 |

HIGHEST INNINGS TOTAL AGAINST

| Score | by | Team | Date |
|--------|----------------------|--------|--------|
| 7--518 | Richmond Clarence Pk | 1st XI | Mar-04 |
| 8--484 | Adelaide University | 5th XI | Jan-96 |
| 8--452 | Modbury | 3rd XI | Nov-05 |
| 8--441 | Adelaide High O S | 3rd XI | Nov-97 |
| 7--429 | Marion | 3rd XI | Jan 19 |
| 6-421 | P A O C | 3rd XI | Mar-22 |
| 413 | Grange | 5th XI | Nov-02 |
| 9--410 | Paracombe | 4th XI | Feb-58 |
| 3--408 | Elders-U S A | 4th XI | Nov-02 |
| 8--406 | Gaza | 1st XI | Dec-93 |

LOWEST COMPLETED INNINGS TOTAL AGAINST

| Score | by | Team | Date |
|-------|------------------------|----------|--------|
| 4 | W R E I | 1st XI | Oct-72 |
| 4 | East Torrens | 6th XI | Nov-73 |
| 6 | Greenacres | Under 14 | Dec-95 |
| 9 | Brighton | Under 16 | Mar-90 |
| 12 | Charles Birks @ Motors | 3rd XI | Mar-51 |
| 12 | Gepps Cross | U11 Kght | Feb-09 |
| 13 | Col Light Gardens | 1st XI | Oct-52 |
| 15 | Kilburn | U11 Blue | Oct-08 |
| 16 | Elder Smith | 4th XI | Dec-59 |
| 16 | Kilburn | 6th XI | Oct-71 |

UNDEFEATED – MINOR ROUND

| Season | Team | Result |
|---------|--------------|-------------------------|
| 1949/50 | 3rd XI | Premier |
| 1988/89 | Under 16 | Premier |
| 1991/92 | 4th XI | Premier |
| 1994/95 | 3rd XI | Runner Up |
| 1997/98 | Under 16 | Third |
| 1998/99 | 4th XI | Premier |
| 2003/04 | U13 Blue | Premier |
| 2004/05 | U15 Blue | Premier |
| 2005/06 | U13 Knights | Runner Up |
| 2005/06 | U11 Dukes | Premier |
| 2005/06 | U11 Knights | Premier |
| 2006/07 | U13 Blue | Premier |
| 2006/07 | U11 Blue | Premier |
| 2008/09 | U11 Knights | Premier |
| 2009/10 | U15 Red | Premier |
| 2009/10 | U11 Blue | Premier |
| 2009/10 | U9 Blue | <i>No tables in U9</i> |
| 2011/12 | U11 Dukes | Premier |
| 2012/13 | U15 Dukes | Premier |
| 2012/13 | U11 Dukes | Premier |
| 2018/19 | 1st IX Women | Runner Up |
| 2019/20 | 1st IX Women | Premier (Spring season) |

MOST APPEARANCES

| Mch | Name |
|-----|--------------|
| 487 | GG Wilson |
| 386 | IW Scott |
| 382 | KJ Duke ++ |
| 369 | DJ Von Einem |
| 340 | DJ Dixey |
| 319 | HJ Sautebin |
| 309 | JW Stagg |
| 296 | AJ Wilton |
| 292 | KG Lees |
| 290 | CI Ansell |
| 288 | SJ Faulkner |
| 283 | GM Vincent |

++ also played 3 other unrecorded seasons pre 1938 records ≈ 399 total

PERFORMANCES AT HOME

PAYNEHAM OVAL

HIGHEST INNINGS TOTAL

| Score | Versus | Team | Date |
|--------|---------------------|--------|--------|
| 7--451 | A H O S | 2nd XI | Mar-95 |
| 9--441 | Flinders University | 1st XI | Oct-06 |
| 9--393 | Pooraka | 2nd XI | Feb-13 |
| 7--376 | S P O C | 1st XI | Dec-07 |
| 8--370 | A H O S | 1st XI | Oct-03 |

HIGHEST SCORES

| Score | Name | Team | Date |
|-------|-------------|--------|--------|
| 184 | NJ Mosey | 1st XI | Oct-06 |
| 175 | RHJ Westley | 1st XI | Oct-21 |
| 173* | GA Wills | 1st XI | Oct-99 |
| 173 | JA Jacobs | 2nd XI | Jan-04 |
| 169 | AS Foster | 1st XI | Oct-93 |

BEST BOWLING (Innings)

| BBI | Name | Team | Date |
|-------|--------------|---------|--------|
| 9--18 | Z Wrobel | 1st XI | Dec-64 |
| 9--28 | SH Dravitzki | U15 Red | Jan-05 |
| 9--39 | AR Marrett | 1st XI | Feb-72 |
| 9--41 | JSH Bickle | 2nd XI | Dec-68 |
| 8--8 | LJ Kempster | 1st XI | Jan-63 |

BEST BOWLING (Match)

| BBM | Name | Team | Date |
|--------|-------------|--------|--------|
| 13--56 | MJ Barber | 1st XI | Oct-19 |
| 12--42 | LJ Kempster | 1st XI | Jan-63 |
| 12--50 | G Curry | 2nd XI | Dec-73 |
| 12--80 | CA Kitto | 1st XI | Feb-46 |
| 11--47 | M Whitford | 2nd XI | Oct-73 |

BEST PARTNERSHIPS

| Wkt | Scr | Batsmen | Team | Date |
|-----|------|---------------------------------------|----------|--------|
| 1 | 165* | JT Lorenz / AS Beddison | U15 Blue | Feb-07 |
| 2 | 200 | NP Zachat / MW Lewis | 2nd XI | Oct-14 |
| 3 | 188 | PJ Raymond / JA Jacobs | 2nd XI | Feb-02 |
| 4 | 224 | SD Heeps / DJ Dixey | 2nd XI | Oct-88 |
| 5 | 211 | AR Martin / P Norman | 1st XI | Feb-70 |
| 6 | 157 | CM Dawson / N Harnas | 2nd XI | Feb-13 |
| 7 | 157* | RW Rutter / JA Jacobs | 2nd XI | Dec-94 |
| 8 | 135 | AB Sender / P D'Argenio & M Von Einem | Under 13 | Nov-98 |
| 9 | 114 | KL Berndt / DH Elliott | 2nd XI | Nov-56 |
| 10 | 143 | JA Jacobs / MJ McKern | 2nd XI | Jan-04 |

DEVITT OVAL (turf)

HIGHEST INNINGS TOTAL

| Score | Versus | Team | Date |
|--------|---------------|--------|--------|
| 6--355 | Gepps Cross | 4th XI | Feb-99 |
| 6--349 | Ferryden Park | 3rd XI | Oct-90 |
| 9--348 | Brahma Lodge | 3rd XI | Dec-19 |
| 348 | Penfield | 4th XI | Jan-99 |
| 9--347 | Gepps Cross | 4th XI | Oct-92 |

HIGHEST SCORES

| Score | Name | Team | Date |
|-------|--------------|--------|--------|
| 177 | SG Hill | 4th XI | Feb-99 |
| 166 | PJ Mander | 4th XI | Oct-90 |
| 152* | CP O'Donnell | 3rd XI | Dec-91 |
| 150* | LM Durdin | 3rd XI | Mar-20 |
| 141 | AG Durdin | 3rd XI | Nov-05 |

BEST BOWLING (Innings)

| BBI | Name | Team | Date |
|-------|--------------|--------|--------|
| 8--13 | DA Wilden | 3rd XI | Dec-16 |
| 8--49 | SP Cowling | 3rd XI | Feb-02 |
| 7--3 | DM Girdham | 4th XI | Dec-07 |
| 7--9 | AL Stagg | 3rd XI | Nov-10 |
| 7--25 | MA Elmendorp | 4th XI | Jan-85 |

BEST BOWLING (Match)

| BBM | Name | Team | Date |
|--------|-------------|--------|--------|
| 11--65 | HJ Sautebin | 3rd XI | Nov-95 |
| 10--16 | DM Girdham | 4th XI | Dec-07 |
| 10--82 | MA Conroy | 4th XI | Mar-86 |
| 10--97 | MA Conroy | 4th XI | Jan-85 |
| 9--35 | AP Thyer | 3rd XI | Jan-85 |

BEST PARTNERSHIPS

| Wkt | Scr | Batsmen | Team | Date |
|-----|-----|-------------------------------------|---------|--------|
| 1 | 246 | AJ Trenorden / SG Hill | 4th XI | Feb-99 |
| 2 | 173 | C Saji / D Subramaniam + | U15 Red | Nov-11 |
| 3 | 203 | DR Jennings / JY Boerema & BP Laing | 4th XI | Jan-99 |
| 4 | 167 | S Dixey / GM Vincent | 3rd XI | Feb-92 |
| 5 | 181 | PJ Burckhardt / MA Turner | 4th XI | Feb-90 |
| 6 | 172 | DJ Williams / AN Kulow | 3rd XI | Feb-09 |
| 7 | 201 | PD Rebbeck / CP O'Donnell | 3rd XI | Dec-91 |
| 8 | 136 | KG Lees / PJ Golding | 4th XI | Feb-89 |
| 9 | 69 | KW Davies / MJ Porter | 3rd XI | Jan-11 |
| 10 | 82 | HJ Sautebin / SR Ey | 3rd XI | Oct-08 |

+ and HS Roberts, CJ Li-Dunn, JR Andrew, and BC Blight

PERFORMANCES AT HOME

WELLINGTON OVAL (turf)

Renamed ..
Wellington Rd Primary School No1 >>
Trinity Gardens Primary School >>
Wellington Oval

HIGHEST INNINGS TOTAL

| Score | Versus | Team | Date |
|--------|---------------------|----------|--------|
| 5--429 | P A O C | 5th XI | Nov-90 |
| 6--358 | Modbury Gold | U15 Kght | Feb-06 |
| 5--355 | Flinders University | 6th LO | Nov-04 |
| 8--331 | K O C A | 3rd XI | Nov-63 |
| 7--322 | Fulham | 5th XI | Dec-85 |

HIGHEST SCORES

| Score | Name | Team | Date |
|-------|---------------|--------|--------|
| 201 | WJ Vanniekerk | 5th XI | Nov-90 |
| 178* | MS Ashwood | 6th XI | Nov-85 |
| 141 | G Heading | 3rd XI | Jan-71 |
| 139 | BM Skurrie | 6th LO | Nov-04 |
| 132 | CS Forth | 5th XI | Nov-85 |

BEST BOWLING (Innings)

| BBI | Name | Team | Date |
|---------|-----------|--------|--------|
| 8--7 | A Angural | 6th LO | Jan-06 |
| 8--13 | RK Turner | 4th XI | Oct-62 |
| 8--13 | AF Smith | 3rd XI | Oct-64 |
| + 8--15 | R Ormond | 3rd XI | Dec-72 |
| + 8--21 | R Ormond | 3rd XI | Dec-72 |

+ Same game

BEST BOWLING (Match)

| BBM | Name | Team | Date |
|----------|-------------|--------|--------|
| + 16--36 | R Ormond | 3rd XI | Dec-72 |
| 13--26 | CB Phillips | 6th XI | Jan-92 |
| 13--64 | GJ Adams | 5th XI | Mar-79 |
| 13--88 | R Summerton | 4th XI | Nov-77 |
| 13--103 | DA Huston | 6th XI | Nov-86 |

BEST PARTNERSHIPS

| Wkt | Scr | Batsmen | Team | Date |
|-----|-----|---------------------------|--------|--------|
| 1 | 192 | S Battams / K Russell | 4th XI | Oct-67 |
| 2 | 293 | WJ Vanniekerk / RB Cooper | 5th XI | Nov-90 |
| 3 | 145 | LR Thring / DP Turner | 6th LO | Nov-03 |
| 4 | 190 | CM Argent / A Cesare | 5th XI | Nov-93 |
| 5 | 225 | S Turner / BM Skurrie | 6th LO | Nov-04 |
| 6 | 147 | AG Durdin / AJ Wilton | 6th XI | Jan-91 |
| 7 | 119 | CS Forth / DC Phillips | 5th XI | Nov-85 |
| 8 | 115 | P Norman / JL Neumann | 6th XI | Feb-82 |
| 9 | 79* | DI Williams / JX Barnard | 6th XI | Feb-72 |
| 10 | 124 | KW Davies / R Bruno | 5th XI | Mar-01 |

WELLINGTON RD SCHOOL (hard wkt)

Renamed ..
Wellington Rd Primary School >>
Wellington Rd Primary School No2 >>
Trinity Gardens Primary School No2

HIGHEST INNINGS TOTAL

| Score | Versus | Team | Date |
|--------|---------------|--------|--------|
| 9--361 | Jury & Spiers | 3rd XI | Jan-54 |
| 327 | Basket Range | 4th XI | Jan-58 |
| 7--305 | Boulderstone | 3rd XI | Mar-53 |
| 7--298 | Stepney Y C | 3rd XI | Feb-55 |
| 268 | Grange | 5th XI | Feb-68 |

HIGHEST SCORES

| Score | Name | Team | Date |
|-------|------------|--------|--------|
| 134 | JG Squire | 3rd XI | Mar-52 |
| 132 | RW Morbey | 4th XI | Jan-58 |
| 108* | AP Bailey | Colts | Oct-52 |
| 101 | J Towill | Colts | Feb-54 |
| 96 | FG Gillman | Colts | Mar-53 |

BEST BOWLING (Innings)

| BBI | Name | Team | Date |
|-------|------------|--------|--------|
| 8--19 | JR Gregg | 5th XI | Jan-71 |
| 8--51 | DH Elliott | 3rd XI | Feb-55 |
| 8--50 | JW Plummer | 5th XI | Mar-67 |
| 7--13 | D Kennedy | Colts | Feb-54 |
| 7--11 | JR Gregg | 6th XI | Oct-71 |

BEST BOWLING (Match)

| BBM | Name | Team | Date |
|--------|--------------|--------|--------|
| 13--91 | JR Gregg | 5th XI | Jan-71 |
| 12--29 | VW Wilkinson | Colts | Apr-55 |
| 12--66 | JW Plummer | 5th XI | Dec-66 |
| 10--25 | VW Wilkinson | 3rd XI | Oct-53 |
| 10--28 | S Davis | 5th XI | Jan-66 |

BEST PARTNERSHIPS

| Wkt | Scr | Batsmen | Team | Date |
|-----|-----|-------------------------|--------|--------|
| 1 | 81 | JA Madalina / G Fisher | Colts | Feb-55 |
| 2 | 158 | D Miller / WR Quintrell | 3rd XI | Mar-53 |
| 3 | 102 | Z Wrobel / J Heaton | Colts | Mar-61 |
| 4 | 159 | JG Squire / L Mann | 3rd XI | Mar-52 |
| 5 | 101 | G Fisher / FG Gillman | Colts | Mar-53 |
| 6 | 131 | P Norman / L Haines | 3rd XI | Feb-53 |
| 7 | 64 | FG Gillman / RL Bickle | Colts | Mar-53 |
| 8 | 66 | AP Bailey / MJ Reed | Colts | Oct-52 |
| 9 | 51 | B Kuss / WEJ Draper | 4th XI | Feb-58 |
| 10 | 77* | J Barlow / D Debney | 3rd XI | Jan-54 |

PERFORMANCES AT HOME

MARDEN HIGH SCHOOL (hard wkt)

HIGHEST INNINGS TOTAL

| Score | Versus | Team | Date |
|--------|-------------|----------|--------|
| 343 | Walkerville | Under 16 | Dec-78 |
| 6--334 | Modbury | Under 16 | Feb-87 |
| 6--304 | Hope Valley | Under 16 | Jan-91 |
| 5--303 | Athelstone | Under 16 | Jan-87 |
| 7--298 | Grange | Under 14 | Feb-89 |

HIGHEST SCORES

| Score | Name | Team | Date |
|-------|------------|----------|--------|
| 180 | M Boffa | Under 16 | Feb-80 |
| 137* | M Horsnell | Under 14 | Jan-89 |
| 125* | AF Wood | Under 16 | Mar-88 |
| 124* | AF Wood | Under 16 | Jan-87 |
| 121 | A Kallos | Under 14 | Dec-90 |

BEST BOWLING (Innings)

| BBI | Name | Team | Date |
|-------|------------|----------|--------|
| 9--78 | M Barnett | Under 14 | Oct-77 |
| 7--12 | C Crinion | Under 14 | Jan-84 |
| 7--19 | DJ Hammond | Under 14 | Oct-85 |
| 7--20 | MD Bevan | Under 14 | Jan-90 |
| 7--20 | GG Wilson | Under 16 | Feb-78 |

BEST BOWLING (Match)

| BBM | Name | Team | Date |
|--------|------------|----------|--------|
| 10--30 | I Abbasov | Under 16 | Dec-90 |
| 10--40 | SA Allman | Under 14 | Nov-82 |
| 10--42 | DJ Hammond | Under 14 | Oct-85 |
| 10--46 | MS Dalton | Under 16 | Jan-82 |
| 10--48 | GG Wilson | Under 16 | Feb-78 |

BEST PARTNERSHIPS

| Wkt | Scr | Batsmen | Team | Date |
|-----|------|----------------------------|----------|--------|
| 1 | 159 | A Cesare / DJ Rowe | Under 14 | Feb-87 |
| 2 | 211 | A Kallos / B Goldsworthy | Under 14 | Dec-90 |
| 3 | 144 | DS Hall / M Horsnell | Under 14 | Feb-89 |
| 4 | 159 | M Collins / DP Francis | Under 16 | Dec-78 |
| 5 | 94 | M Boffa / RA Faulkner | Under 16 | Feb-80 |
| 6 | 121* | AF Wood / SL McFeeters | Under 16 | Jan-87 |
| 7 | 88* | DC Oung / AP Turnbull | Under 16 | Jan-89 |
| 8 | 81 | J McGlynn / G Codd | Under 16 | Nov-85 |
| 9 | 88 | CP Moulds / T O'Reilly | Under 16 | Mar-81 |
| 10 | 59 | ME Forrester / WR Stremple | Under 14 | Feb-79 |

EAST MARDEN PRIMARY SCHOOL (hard wkt)

HIGHEST INNINGS TOTAL

| Score | Versus | Team | Date |
|--------|-------------|----------|--------|
| 4--342 | Ingle Farm | Under 16 | Dec-91 |
| 5--334 | Fulham | Under 16 | Feb-94 |
| 8--314 | Marion | Under 16 | Jan-92 |
| 6--295 | Edwardstown | Under 16 | Feb-92 |
| 4--272 | Fitzroy | Under 16 | Dec-91 |

HIGHEST SCORES

| Score | Name | Team | Date |
|-------|-------------|----------|--------|
| 135 | SJ Virgo | Under 14 | Nov-94 |
| 119* | DS Hall | Under 16 | Dec-91 |
| 118 | MD Bevan | Under 16 | Dec-91 |
| 110* | BL Matheson | Under 16 | Oct-91 |
| 105 | BL Matheson | Under 16 | Dec-91 |

BEST BOWLING (Innings)

| BBI | Name | Team | Date |
|-------|-------------|----------|--------|
| 6--14 | SJ Virgo | Under 14 | Oct-93 |
| 6--22 | VR Bhasker | Under 16 | Oct-92 |
| 6--26 | MJ Barber | Under 14 | Feb-94 |
| 6--31 | CA Finch | Under 14 | Feb-92 |
| 6--38 | B Henderson | Under 16 | Feb-94 |

BEST BOWLING (Match)

| BBM | Name | Team | Date |
|--------|-------------|----------|--------|
| 8--37 | MJ Barber | Under 14 | Feb-94 |
| 7--5 | MJ Janetski | Under 16 | Dec-91 |
| 7--53 | B Henderson | Under 16 | Feb-94 |
| 7--110 | AL Stagg | Under 16 | Dec-95 |
| 6--14 | SJ Virgo | Under 14 | Oct-93 |

BEST PARTNERSHIPS

| Wkt | Scr | Batsmen | Team | Date |
|-----|-----|------------------------------------|----------|--------|
| 1 | 129 | TD Haynes / JW Stagg | Under 14 | Nov-96 |
| 2 | 211 | MD Bevan / DS Hall & S Thambidorai | Under 16 | Dec-91 |
| 3 | 150 | BL Matheson / DS Hall | Under 16 | Dec-91 |
| 4 | 89 | AK Mann / BP Haynes | Under 14 | Dec-94 |
| 5 | 79 | MJ Barber / AK Mann | Under 14 | Jan-94 |
| 6 | 87* | ST Price / MM Ciantor | Under 16 | Feb-94 |
| 7 | 82 | BP Haynes / JW Stagg | Under 14 | Mar-96 |
| 8 | 76 | ML Johnson / SL Slape | Under 16 | Dec-93 |
| 9 | 42* | A Kallos / MJ Janetski | Under 16 | Jan-92 |
| 10 | 53 | SJ Virgo / M Saunders | Under 14 | Nov-94 |

BATTING**LEADING RUNSCORERS**

| Runs | Name | Mch | Inn | N O | H S | 100s | 50s | Ave |
|------|-------------|-----|-----|-----|-----|------|-----|-------|
| 8544 | JW Stagg | 309 | 362 | 25 | 159 | 9 | 35 | 25.35 |
| 8048 | DJ Dixey | 340 | 391 | 50 | 112 | 4 | 41 | 23.60 |
| 8034 | KJ Duke ++ | 370 | 466 | 49 | 161 | 3 | 37 | 19.27 |
| 7141 | SD Heeps | 271 | 282 | 35 | 138 | 7 | 36 | 28.91 |
| 6752 | PJ Raymond | 258 | 296 | 34 | 124 | 4 | 29 | 25.77 |
| 6474 | GG Wilson | 487 | 487 | 98 | 86* | | 15 | 16.64 |
| 6307 | AS Foster | 212 | 232 | 29 | 169 | 8 | 33 | 31.22 |
| 5900 | SJ Faulkner | 288 | 313 | 35 | 129 | 4 | 27 | 21.22 |
| 5788 | GM Vincent | 283 | 292 | 49 | 131 | 4 | 24 | 24.58 |
| 5636 | KG Lees | 292 | 327 | 69 | 99 | | 20 | 21.85 |

++ also played 3 seasons pre 1938 records

HIGHEST SCORES

| HS | Name | Versus | Venue | Team | Date |
|------|---------------|---------------------|---------------------|----------|--------|
| 249 | WH Toy | University | Teachers Coll. Oval | 1st XI | Nov-43 |
| 217 | R Mercer | Basket Range | Basket Range Oval | 4th XI | Oct-56 |
| 201* | PJ Mander | S P O C | Wilson Oval | 3rd XI | Jan-88 |
| 201 | WJ Vanniekerk | P A O C | Wellington Oval | 5th XI | Nov-90 |
| 188* | DJ Rowe | Gepps Cross | Thomas Turner Resv | Under 16 | Feb-89 |
| 184 | NJ Mosey | Flinders University | Payneham Oval | 1st XI | Oct-06 |
| 180 | M Boffa | Walkerville | Marden H S | Under 16 | Feb-80 |
| 178* | MS Ashwood | Elizabeth District | Wellington Oval | 6th XI | Nov-85 |
| 177 | SG Hill | Gepps Cross | Wellington Oval | 4th XI | Feb-99 |
| 175* | AI Mackie | Edwardstown & O C | Daws Rd H S | Under 16 | Feb-95 |

MOST CENTURIES

Number of Centuries = 409

| No | Name | Team--100s |
|----|--------------|--------------------------|
| 9 | JW Stagg | 1--8, 4-1 |
| 8 | AS Foster | 1-3, Br-1, 2-2, 3-1, 5-1 |
| 8 | NJ Mosey | 1-8 |
| 7 | GA Wills | 1-6, Br-1 |
| 7 | SD Heeps | 1-4, 2-1, U16-2 |
| 6 | AE Baker | 1-1, 2-5 |
| 6 | M Horsnell | U14-6 |
| 6 | R Batusic | 5-6 |
| 6 | CM Underwood | 1-6 |

HIGHEST AVERAGE (minimum 1000 runs)

| Ave | Name | Runs |
|-------|---------------|------|
| 93.83 | TD Brook | 1126 |
| 59.53 | KB Evans | 1131 |
| 53.59 | M Horsnell | 1447 |
| 51.19 | BL Bowley | 1331 |
| 47.68 | GA Wills | 2718 |
| 43.48 | NJ Mosey | 3609 |
| 42.79 | CA Leddiccoat | 1626 |
| 42.21 | BL Matheson | 2195 |
| 40.49 | HD Towers | 1741 |
| 39.09 | RW Rutter | 4534 |

MULTIPLE - BATTED THROUGH T20 INNINGS

| Name | Team |
|-------------|------------------------|
| 3 NP Zachat | 1st T2, 1st T2, 2nd T2 |
| 2 JW Stagg | 1st T2, 1st T2 |
| 2 JL David | W1st IX, W1st IX |

MULTIPLE - BATTED THROUGH INNINGS

| Name | Team |
|--------------|------------------------|
| 4 JT Lorenz | 5th LO, 1st T2, 2nd T2 |
| 2 AP Onofrio | U17, U15 |

HIGHEST SEASON AGGREGATE

| Runs | Name | Year |
|------|--------------|---------|
| 855 | GA Wills | 1999/00 |
| 851 | M Horsnell | 1988/89 |
| 815 | CM Underwood | 2002/03 |
| 800 | NJ Mosey | 2007/08 |
| 776 | BL Matheson | 1991/92 |
| 750 | WH Toy | 1943/44 |
| 743 | NJ Mosey | 2007/08 |
| 691 | RA Fraser | 1986/87 |
| 682 | M Boffa | 1979/80 |
| 680 | NJ Mosey | 2004/05 |
| 666 | RL Day | 1991/92 |
| 662 | KE Woodcock | 1943/44 |

HIGHEST SEASON AVERAGE (minimum 5 innings)

| Ave | Name | Year |
|--------|-------------|---------|
| 152.00 | RW Rutter | 2008/09 |
| 121.57 | M Horsnell | 1988/89 |
| 109.60 | DJ Dixey | 1990/91 |
| 109.00 | KB Evans | 2019/20 |
| 86.22 | BL Matheson | 1991/92 |
| 84.00 | DS Looker | 1954/55 |
| 79.00 | GM Vincent | 2009/10 |
| 78.60 | Td Brook | 2022/23 |
| 78.38 | DD Roocke | 2012/13 |
| 77.00 | HD Towers | 2019/20 |
| 73.00 | GJ Smith | 1957/8 |
| 72.83 | RW Rutter | 1994/95 |

†This list excludes Sub Juniors where forced retirements (Association rules) result in abnormal averages

BEST WICKET PARTNERSHIPS

| Wkt | Score | Batsmen | Opposition | Date |
|-----|-------|-----------------------------|----------------------|-----------------|
| 1 | 353 | KE Woodcock WH Toy | University | 1st XI Nov-43 |
| | 246 | AJ Trenorden SG Hill | Gepps Cross | 4th XI Feb-99 |
| | 227 | D Jacobi WA Margitich | Unley | 2nd XI Nov-98 |
| | 215 | AG Durdin MR Lilley | Concordia O C | 3rd XI Nov-05 |
| | 214 | JW Roberts D Milne | Basket Range | 4th XI Oct-56 |
| | 203 | JC Cook WH Manning | Adelaide Deaf | 5th XI Jan-94 |
| | 192 | S Battams K Russell | Boulderstone | 4th XI Oct-67 |
| | 182 | LA Foster MA Baker | Pembroke O S | 2nd XI Dec-18 |
| | 177 | RL Day AN Wilson | S P O C | 1st XI Nov-99 |
| | 170 | BT Schiller JJ D'Antini | A H O S | 2nd XI Jan-14 |
| 2 | 293 | WJ Vanniekerk RB Cooper | P A O C | 5th XI Nov-90 |
| | 228 | AS Foster MJ O'Shea | Gepps Cross | 1st XI Dec-91 |
| | 222 | DR Betterman AS Foster | Woodville South | 1st XI Jan-93 |
| | 211 | A Kallos B Goldsworthy | Woodville Rechabites | Under 14 Dec-90 |
| | 211 | DS Hall MD Bevan | Ingle Farm | Under 16 Dec-91 |
| | | MD Bevan S Thambidorai | | |
| | 200 | NP Zachat MW Lewis | Hope Valley | 2nd XI Nov-14 |
| | 199 | CP O'Donnell PJ Robertson | Penfield | 5th XI Jan-07 |
| | | CP O'Donnell AS Foster | | |
| | 193 | SW Lucas JM May | Hectorville | Under 15 Dec-15 |
| | | SW Lucas CA Leddicoat | | |
| | 191 | GA Wills AS Foster | Flinders University | 1st XI Nov-96 |
| | 181 | DL Heanes TM Elliss | Kensington | 2nd XI Jan-71 |
| 3 | 286* | BP Haynes NM Delvins / | Fulham | Under 14 Dec-95 |
| | | NM Delvins M Stansborough / | | |
| | | M Stansborough BW Clark | | |
| | 222 | PJ Raymond JA Jacobs | S P O C | 2nd XI Oct-02 |
| | 220 | LA Harrington JW Stagg | S P O C | 1st XI Feb-10 |
| | 203 | DJ Dixey TM Goodwin | Pulteney O S | 1st XI Nov-79 |
| | 203 | DR Jennings JY Boerema / | Penfield | 4th XI Jan-99 |
| | | DR Jennings BP Laing | | |
| | 190* | TA Goodwin DJ Rowe | Unley | 2nd XI Mar-94 |
| | 188 | PJ Raymond JA Jacobs | Woodville Rechabites | 2nd XI Feb-02 |
| | 179 | BL Matheson TA Goodwin | Richmond Clarence Pk | 3rd XI Oct-93 |
| | 177 | JA Jacobs S Dixey | Grange | 3rd XI Feb-01 |
| | 175 | BJ Cowper LJ Holmes | P A O C | 6th XI Oct-81 |

...continued

| | | | | | | | |
|-----|------|---------------|-----------------|--------------------|----------------------|----------|--------|
| 4 | 242* | AN Wilson | AS Foster | Old Scotch | 2nd XI | Nov-02 | |
| | 224 | SD Heeps | DJ Dixey | Pooraka | 2nd XI | Oct-88 | |
| | 216* | AS Foster | SJ Corcoran | Walkerville | 3rd XI | Dec-97 | |
| | 207 | M Sheikh | SM Ellicott | Brighton | 1st XI | Oct-07 | |
| | 198 | MV Sullivan | NW Jolly | Modbury | Under 17 | Oct-06 | |
| | | MV Sullivan | AN Burns | | | | |
| | 190 | CM Argent | A Cesare | Penfield | 5th XI | Nov-93 | |
| | 186 | PD Rebbeck | RG Chenoweth | Flinders Park | 1st XI | Oct-77 | |
| | 181 | AE Baker | PJ Williams | Hope Valley | 2nd XI | Oct-91 | |
| | 179 | VR Bhasker | MR Lilley | Golden Grove | 3rd XI | Nov-06 | |
| | 169 | BJ Cowper | MA Bradshaw | P A O C | 6th XI | Feb-79 | |
| | 5 | 225 | S Turner | BM Skurrie | Flinders University | 6th XI | Nov-04 |
| | | 211 | AR Martin | P Norman | Brighton | 1st XI | Feb-70 |
| | | 205 | KJ Duke | WH Toy | Woodville | 1st XI | Mar-48 |
| | | 202 | KJ Francis | RL Potter | Sturt | 2nd XI | Oct-57 |
| 187 | | P Allegretto | CL Goodwin | Greenacres | U14 Gold | Jan-98 | |
| 183 | | LA Harrington | MT Baker | S P O C | 1st XI | Jan-10 | |
| 181 | | PJ Burckhardt | MA Turner | Immanuel O S | 4th XI | Feb-90 | |
| 169 | | SD Heeps | NJ Ford | Brighton | 1st XI | Oct-89 | |
| 164 | | PJ Burckhardt | RK Saunders | S P O C | 4th XI | Mar-90 | |
| 160 | | SB Lehmann | R Suryanarayana | Elders-U S A | 3rd XI | Jan-05 | |
| 6 | | 172 | DJ Williams | AN Kulow | Kilburn | 3rd XI | Feb-09 |
| | | 157 | CM Dawson | N Harnas | Pooraka | 2nd XI | Feb-13 |
| | | 148 | J Frearson | GK Price | Fitzroy | Under 14 | Feb-93 |
| | | 147 | AG Durdin | AJ Wilton | Gepps Cross | 6th XI | Jan-91 |
| | | 141 | BL Bowley | AG Jarvis | S P O C | 1st XI | Oct-60 |
| | 140 | MT Baker | DJ Williams | Brighton | 2nd XI | Mar-06 | |
| | 135 | AR Martin | G Hammond | Burnside | 2nd XI | Feb-65 | |
| | 133* | WM Blanden | HW Wolsey | Savings Bank | 1st XI | Jan-47 | |
| | 133* | DJ Dixey | MS Dalton | Pulteney O S | 2nd XI | Dec-87 | |
| | 131 | P Norman | L Haines | Basket Range | 3rd XI | Feb-53 | |
| | 7 | 201 | PD Rebbeck | CP O'Donnell | Grange | 3rd XI | Dec-91 |
| | | 157* | RW Rutter | JA Jacobs | Brighton | 2nd XI | Dec-94 |
| | | 154 | KJ Duke | E Cammiss | Woodville | 1st XI | Mar-48 |
| | | 134* | RW Rutter | BL Williams | Port Districts | 4th XI | Jan-09 |
| | | 133 | VR Bhasker | A Kaselouris | Marion | 4th XI | Oct-02 |
| 121 | | I Abbasov | NJ Padley | Brighton | 3rd XI | Feb-92 | |
| 119 | | CS Forth | DC Phillips | Marion | 5th XI | Nov-85 | |
| 117 | | CS Forth | MA Bradshaw | Clarence Park | 4th XI | Oct-84 | |
| 116 | | S Cotter | B Colquist | Grange | 5th XI | Mar-68 | |
| 114 | | T Hastings | B Milde | Elizabeth North | 4th XI | Dec-72 | |
| 8 | | 179* | AL Stagg | SP Cowling | Richmond Clarence Pk | 3rd XI | Oct-03 |
| | | 136 | KG Lees | PJ Golding | S P O C | 4th XI | Feb-89 |
| | | 135 | AB Sender | P D'Argenio / | Broadview | Under 13 | Nov-98 |
| | | | P D'Argenio | M Von Einem | | | |
| | | 133 | PJ Mander | DJ Von Einem | S P O C | 3rd XI | Jan-88 |
| | 130 | GG Wilson | RG Smith | S P O C | 2nd XI | Feb-09 | |
| | 120 | JW Stagg | JJ Gaerth | S P O C | 1st XI | Feb-09 | |
| | 119 | DH Adams | AC Tharaldsen | Pulteney O S | 1st XI | Jan-04 | |
| | 116 | R Warhurst | AW Fuss | Col Light Gardens | 1st XI | Nov-41 | |
| | 116 | CI Ansell | GG Wilson | A H O S | 2nd XI | Mar-12 | |
| | 115 | P Norman | JL Neumann | Pooraka | 6th XI | Feb-82 | |
| | 9 | 125 | WM Blanden | AW Fuss / CA Kitto | Collegians | 1st XI | Nov-40 |
| | | 119 | LO Evans | SM Brister | Hectorville | Under 17 | Oct-16 |
| | | 114 | KL Berndt | DH Elliott | Brighton | 2nd XI | Nov-56 |
| | | 113* | D Marotti | HJ Sautebin | Flinders Park | 3rd XI | Feb-12 |
| 105 | | NJ Padley | MS Dalton | Pooraka | 3rd XI | Dec-91 | |
| 10 | 143 | JA Jacobs | MJ McKern | Brighton | 2nd XI | Jan-04 | |
| | 124 | KW Davies | R Bruno | Elders-U S A | 5th XI | Mar-01 | |

BOWLING**LEADING WICKET TAKERS**

| Wkts | Name | Balls | Mdn | Runs | BBI | BBM | 5wl | 10wM | E/R | S/R | Ave |
|------|--------------|-------|------|-------|-------|--------|-----|------|-------|-------|-------|
| 880 | JSH Bickle | 23537 | 504 | 9798 | 9--41 | 15--64 | 64 | 13 | 41.63 | 26.75 | 11.13 |
| 873 | GG Wilson | 34399 | 1365 | 15880 | 8--17 | 10--48 | 32 | 2 | 46.16 | 39.40 | 18.19 |
| 686 | DJ Von Einem | 28528 | 1045 | 12460 | 8--44 | 9--81 | 21 | | 43.68 | 41.59 | 18.16 |
| 624 | IW Scott | 23097 | 730 | 13030 | 9--50 | 9--50 | 19 | | 56.41 | 37.01 | 20.88 |
| 563 | HJ Sautebin | 24253 | 978 | 11576 | 6--18 | 11--65 | 21 | 1 | 47.73 | 43.08 | 20.56 |
| 553 | VW Wilkinson | 11016 | 104 | 6473 | 8--77 | 13--80 | 39 | 5 | 58.76 | 19.92 | 11.71 |
| 485 | KJ Duke | 14046 | 111 | 8946 | 7--28 | 11--97 | 18 | 2 | 63.69 | 28.96 | 18.45 |
| 471 | AF Smith | 13987 | 254 | 6036 | 8--13 | 11--35 | 30 | 3 | 43.15 | 29.70 | 12.82 |
| 451 | CI Ansell | 18334 | 743 | 8780 | 7-40 | 12-62 | 16 | 1 | 47.89 | 40.65 | 19.47 |
| 429 | MJ Barber | 13620 | 503 | 6705 | 7--13 | 13--56 | 25 | 2 | 49.23 | 31.75 | 15.63 |

BEST AVERAGE (minimum 100 wkts)

| Ave | Name | Wkts | Mtchs |
|-------|------------|------|-------|
| 9.28 | LV Devine | 102 | 70 |
| 9.80 | M Whitford | 191 | 47 |
| 9.99 | LA Walkley | 107 | 25 |
| 10.10 | M Boffa | 101 | 45 |
| 10.32 | JB Liebelt | 105 | 48 |
| 10.36 | RC Duffy | 103 | 29 |
| 10.43 | DW Martin | 145 | 48 |
| 10.53 | AR Marrett | 230 | 58 |
| 10.74 | JF Best | 106 | 30 |
| 10.88 | DJ Hammond | 159 | 53 |

BEST BOWLING in INNINGS

| BBI | Name | Versus | Team | Date |
|--------|--------------|----------------|--------|--------|
| 10--19 | KH Elliott | Boulderstone | 4th XI | Oct-61 |
| 10--30 | AR Marrett | Grange | 1st XI | Mar-72 |
| 9--18 | B Chapman | Elizabeth Turf | 6th XI | Jan-80 |
| 9--18 | Z Wrobel | Richmond | 1st XI | Dec-64 |
| 9--22 | MJ McKern | Reynella | 3rd XI | Nov-11 |
| 9--28 | SH Dravitzki | Para Hills | U15 | Jan-05 |
| 9--28 | NT Patten | Port Adelaide | 1st XI | Feb-41 |
| 9--39 | AR Marrett | Glenelg | 1st XI | Feb-72 |
| 9--41 | JSH Bickle | Kensington | 2nd XI | Dec-68 |
| 9--50 | IW Scott | University S A | 6th XI | Dec-94 |

BEST ECONOMY RATE (minimum 100 wkts)

| Rate | Name | Wkts | Mtchs |
|-------|-------------|------|-------|
| 31.17 | AF Newman | 146 | 54 |
| 33.42 | DJ Hammond | 159 | 53 |
| 33.52 | AR McKenzie | 207 | 90 |
| 36.18 | SW Sykes | 110 | 68 |
| 36.48 | DW Martin | 145 | 48 |
| 36.53 | M Boffa | 101 | 45 |
| 36.82 | R Ormond | 124 | 42 |
| 36.97 | RK Turner | 256 | 108 |
| 37.09 | AP Turnbull | 101 | 46 |
| 37.24 | LV Devine | 102 | 70 |

BEST BOWLING in MATCH

| BBM | Name | Versus | Team | Date |
|--------|--------------|--------------------|--------|--------|
| 16--36 | R Ormond | Marine & Harbours | 3rd XI | Dec-72 |
| 15--49 | AR Marrett | Richmond | 1st XI | Nov-68 |
| 15--64 | JSH Bickle | Bank of Adelaide | 6th XI | Feb-75 |
| 13--26 | CB Phillips | Elders | 6th XI | Jan-92 |
| 13--29 | KG Forrester | Elizabeth District | 5th XI | Nov-85 |
| 13--40 | LA Walkley | Railways | 1st XI | Nov-57 |
| 13--55 | R Hockley | Savings Bank - A5 | 4th XI | Oct-59 |
| 13--56 | MJ Barber | Old Scotch | 1st XI | Oct-19 |
| 13--57 | G Perryman | W R E I | 4th XI | Dec-65 |
| 13--62 | SP Cowling | Woodville South | 3rd XI | Jan-01 |

BEST STRIKE RATE (minimum 100 wkts)

| Rate | Name | Wkts | Mtchs |
|-------|--------------|------|-------|
| 19.92 | VW Wilkinson | 553 | 160 |
| 23.96 | JF Best | 106 | 30 |
| 23.97 | M Whitford | 191 | 47 |
| 24.37 | R Keen | 106 | 39 |
| 24.93 | LV Devine | 102 | 70 |
| 25.04 | BL Smith | 134 | 63 |
| 25.25 | JA Liebelt | 105 | 48 |
| 25.33 | LJ Kempster | 147 | 34 |
| 25.47 | LA Walkley | 107 | 25 |
| 25.47 | T Howard | 108 | 68 |

MULTIPLE HAT TRICKS (across multiple sections of club)

| Name | Team |
|-------------|------------------|
| 2 GG Wilson | 2nd XI, Under 16 |

Total number of Hat Tricks = 71

5 WICKETS IN INNINGS (CAREER)

| 5wl | Name |
|-----|--------------|
| 64 | JSH Bickle |
| 39 | VW Wilkinson |
| 31 | GG Wilson |
| 30 | AF Smith |
| 25 | MJ Barber |
| 22 | MS Dalton |
| 22 | Z Wrobel |
| 22 | HJ Davis |
| 21 | DJ Von Einem |
| 21 | CA Kitto |
| 21 | HJ Sautebin |
| 19 | MJ McKern |
| 19 | IW Scott |

10 WICKETS IN MATCH (CAREER)

| 10wM | Name |
|------|--------------|
| 13 | JSH Bickle |
| 5 | VW Wilkinson |
| 5 | AR Marrett |
| 4 | CA Kitto |
| 4 | HJ Davis |
| 3 | AF Smith |
| 3 | B Chapman |
| 3 | MS Dalton |
| 3 | JJ Gaerth |
| 2 | GG Wilson |
| 2 | KJ Duke |
| 2 | PQ Hoffmann |
| 2 | and others |

HIGHEST SEASON AGGREGATE

| Wkts | Name | Year |
|------|--------------|---------|
| 74 | JSH Bickle | 1974/5 |
| 70 | VW Wilkinson | 1954/5 |
| 70 | JSH Bickle | 1973/4 |
| 65 | JSH Bickle | 1969/70 |
| 63 | HJ Davis | 1952/3 |
| 61 | JSH Bickle | 1970/1 |
| 61 | AR Marrett | 1971/2 |
| 60 | DJ Hammond | 1985/6 |
| 59 | AR Marrett | 1969/70 |
| 59 | R Gaffney | 1969/70 |

BEST SEASON AVERAGE (min. 10 wkts) +

| Ave | Name | Year |
|------|--------------|---------|
| 2.38 | JG Squire | 1949/50 |
| 2.86 | DE Hann | 1958/9 |
| 3.00 | A Darling | 1949/50 |
| 3.65 | JA Kennedy | 2011.2 |
| 3.79 | AE Moncrieff | 2003/4 |
| 3.80 | C Payne | 1971/2 |
| 3.80 | KC Kacker | 2005/6 |
| 3.96 | TJ Evans | 2004/5 |
| 4.09 | MP Nye | 2009/10 |
| 4.17 | D Langston | 1972/3 |

BEST SEASON STRIKE RATE (min. 10 wkts) +

| Rate | Name | Year |
|-------|-------------------|--------|
| 8.35 | N Vijoen | 2022/3 |
| 9.20 | PJ Newbold | 2004/5 |
| 9.69 | N Khangura | 2022/3 |
| 9.82 | M Roocke | 1981/2 |
| 10.13 | G Summers | 1971/2 |
| 10.50 | SP Selvanderan | 2002/3 |
| 10.64 | JL vonEinem (Jess | 2018/9 |
| 10.75 | TT Gregerson | 2004/5 |
| 11.14 | BJ Boerema | 2021/2 |
| 11.45 | LS Roberts | 2012/3 |

BEST SEASON ECONOMY RATE (min. 10 wkts) +

| Rate | Name | Year |
|-------|--------------|---------|
| 17.71 | JG Squire | 1949/50 |
| 19.32 | DE Hann | 1958/9 |
| 20.22 | JB Liebelt | 1951/2 |
| 20.33 | CA Leddicoat | 2016/7 |
| 20.62 | A Darling | 1949/50 |
| 21.00 | TS Matthews | 2017/8 |
| 21.48 | S Goodwin | 1988/9 |
| 22.32 | D Langston | 1972/3 |
| 22.81 | L Devine | 1997/8 |
| 23.11 | MJ Davies | 2005/6 |

5 WICKETS IN INNINGS (SEASON)

| 5wl | Name | Year |
|-----|--------------|---------------|
| 9 | JSH Bickle | 1973/4 & 74/5 |
| 7 | HJ Davis | 1952/3 |
| 7 | JR Gregg | 1970/1 |
| 6 | VW Wilkinson | 1954/5 & 61/2 |
| 6 | JSH Bickle | 1975/6 |
| 6 | AF Smith | 1965/6 |
| 6 | RJ Stratfold | 1974/5 & 75/6 |
| 6 | HJ Davis | 1955/6 |
| 6 | M Whitford | 1973/4 |

10 WICKETS IN MATCH (SEASON)

| 10wM | Name | Year |
|------|--------------|---------------|
| 3 | JSH Bickle | 1973/4 & 74/5 |
| 3 | AR Marrett | 1971/2 |
| 2 | JSH Bickle | 1967/8 & 70/1 |
| 2 | MS Dalton | 1981/2 |
| 2 | HJ Davis | 1952/3 |
| 2 | KG Forrester | 1985/6 |
| 2 | DJ Hammond | 1985/6 |
| 2 | CA Kitto | 1945/6 |
| 2 | R Ormond | 1972/3 |
| 2 | and others | |

+ Excluding Sub Juniors

W/KEEPING

Best available information – records spasmodic

MOST DISMISSALS

| Dis. | Name | Ctch | Stump | Byes |
|------|--------------|------|-------|------|
| 372 | AJ Wilton | 284 | 88 | 969 |
| 236 | DH Williams | 170 | 66 | 389 |
| 205 | RI Dew | 139 | 66 | 340 |
| 200 | JY Boerema | 156 | 44 | 446 |
| 178 | SJ Faulkner | 150 | 28 | 722 |
| 172 | L Di Venuto | 146 | 40 | 1041 |
| 162 | DR Jennings | 126 | 36 | 437 |
| 136 | SJ Corcoran | 127 | 9 | 554 |
| 131 | PJ Golding | 108 | 23 | 508 |
| 119 | CP O'Donnell | 101 | 18 | 339 |

6 DISMISSALS IN AN INNINGS

| | | | |
|------------------------|---------------|------------------|---------|
| 6 catches | W Welch | v Tea Tree Gully | 1st XI |
| | 1972/73 | | |
| 6 catches | SL McFeeters | v SPOC | 3rd XI |
| | 1988/89 | | |
| 5 catches + 1 stumping | TJ Hynd | | |
| | v Edwardstown | 2ndXI | 1985/86 |

ALL ROUND**ALL ROUNDERS** (Minimum 1000 runs & 200 Wickets)

Rating = Bat. Ave. minus Bowl. Ave.

| Rating | Name | Runs | Wickets |
|--------|--------------|------|---------|
| 20.57 | CM Underwood | 4642 | 218 |
| 10.18 | JA Jacobs | 4630 | 277 |
| 8.03 | AR McKenzie | 1282 | 207 |
| 7.63 | JB Harper | 1388 | 203 |
| 6.74 | JJ Gaerth | 2079 | 313 |
| 6.71 | NJ Padley | 2911 | 308 |
| 6.62 | WH Toy | 4321 | 215 |
| 5.62 | AF Smith | 3361 | 421 |
| 4.67 | JW Stagg | 8544 | 324 |
| 4.42 | DC Oung | 3764 | 278 |

CENTURY & 5 WICKETS IN AN INNINGS

| Bat | Bowl | Name | Versus | Team | Date |
|------|---------|--------------|-----------------|--------|--------|
| 125* | + 5--47 | AD Wood | Hope Valley | U16 | Mar-88 |
| 119* | + 6--39 | DA Williams | Hope Valley | 5th XI | Jan-97 |
| 112 | + 5--38 | CM Underwood | Goodwood | 1st XI | Feb-07 |
| 106 | + 5--15 | M Muller | Athelstone | U16 | Feb-88 |
| 108* | + 5--14 | CA Leddicot | Ingle Farm | U15 | Jan-17 |
| 100r | + 5--77 | A Kallos | Marion | U14 | Jan-91 |
| 100r | + 5--16 | MP Nye | Eastern Suburbs | U15Red | Oct-09 |



1st XI Regular Competition

2 DAY COMPETITION – 80 OVERS

PLAYED: 2 Saturdays: October-March

Commenced: 1932/33

Last Played: continuing



| |
|-------------|
| TEAM |
|-------------|

GRADES CONTESTED

| | | | |
|-------------------|------------|-------------|-----------|
| 1898/99 – 1931/32 | A | Hard wicket | ETCA \$ |
| 1932/33 – 1937/38 | A1 | | ATCA ** # |
| 1938/39 – 1971/72 | A1 | | ATCA # |
| 1972/73 – 1976/77 | 1 | | ATCA # |
| 1977/78 – 1994/95 | A1 | | ATCA # |
| 1995/96 – 2003/04 | Premier | | ATCA # |
| 2004/05 – 2005/06 | A1 Premier | | ATCA # |
| 2006/07 | A2 | | ATCA |
| 2007/08 – 2012/13 | A1 Premier | | ATCA # |
| 2013/14 – 2018/19 | A1 | | ATCA # |
| 2019/20 – 2020-21 | A2 | | ATCA |
| 2021/22 > | A3 | | ATCA |

** No detailed records # Highest grade \$ refer to “Early History” section

CAPTAINS

| | |
|---------|--------------|
| 1932/33 | J H McDonald |
| 1933/34 | A R Bent |
| 1934/35 | A R Bent |
| 1935/36 | A R Bent |
| 1936/37 | A R Bent |
| 1937/38 | T Stappard |
| 1938/39 | T Stappard |
| 1939/40 | K J Duke |
| 1940/41 | K J Duke |
| 1941/42 | K J Duke |
| 1942/43 | K J Duke |
| 1943/44 | K J Duke |
| 1944/45 | K J Duke |
| 1945/46 | R Warhurst |
| 1946/47 | W H Toy |
| 1947/48 | K J Duke |
| 1948/49 | K J Duke |
| 1949/50 | K J Woodcock |
| 1950/51 | K J Duke |
| 1951/52 | K J Duke |
| 1952/53 | K J Duke |
| 1953/54 | K J Duke |
| 1954/55 | A F Smith |
| 1955/56 | K J Duke |
| 1956/57 | L A Walkley |
| 1957/58 | L A Walkley* |
| 1958/59 | K J Duke |
| 1959/60 | B L Bowley* |
| 1960/61 | B L Bowley* |
| 1961/62 | B L Bowley* |
| 1962/63 | L N Kempster |
| 1963/64 | R J Graefe* |

| | |
|---------|----------------|
| 1964/65 | R J Graefe* |
| 1965/66 | R J Graefe* |
| 1966/67 | R J Graefe* |
| 1967/68 | G Howard* |
| 1968/69 | G Howard |
| 1969/70 | L Raymond* |
| 1970/71 | L Raymond* |
| 1971/72 | L Raymond* |
| 1972/73 | L Raymond* |
| 1973/74 | R J Stratfold* |
| 1974/75 | R J Stratfold* |
| 1975/76 | R J Stratfold* |
| 1976/77 | R S Dinan* |
| 1977/78 | P D Rebbeck* |
| 1978/79 | T M Goodwin* |
| 1979/80 | T M Goodwin* |
| 1980/81 | T M Goodwin* |
| 1981/82 | G A Wright* |
| 1982/83 | A E Baker* |
| 1983/84 | A E Baker* |
| 1984/85 | A E Baker* |
| 1985/86 | T M Goodwin* |
| 1986/87 | R A Fraser* |
| 1987/88 | R A Fraser* |
| 1988/89 | N W Ford* |
| 1989/90 | N W Ford* |
| 1990/91 | N W Ford* |
| 1991/92 | P M Judd* |
| 1992/93 | P M Judd* |
| 1993/94 | P J Raymond* |
| 1994/95 | P M Judd* |
| 1995/96 | P M Judd* |

| | |
|---------|--------------------------|
| 1996/97 | D M Curtin* |
| 1997/98 | G A Wills |
| 1998/99 | P M Judd |
| 1999/00 | M J O'Shea |
| 2000/01 | C M Underwood |
| 2001/02 | C M Underwood |
| 2002/03 | C M Underwood |
| 2003/04 | N J Mosey |
| 2004/05 | N J Mosey |
| 2005/06 | N J Mosey |
| 2006/07 | SD Heeps* |
| 2007/08 | SD Heeps* |
| 2008/09 | JJ Gaerth |
| 2009/10 | JJ Gaerth |
| 2010/11 | LA Harrington |
| 2011/12 | LA Harrington |
| 2012/13 | JE Farmer |
| 2013/14 | JE Farmer |
| 2014/15 | JE Farmer |
| 2015/16 | JE Farmer |
| 2016/17 | MJ Barber |
| 2017/18 | JY Boerema |
| 2018/19 | JY Boerema |
| 2019/20 | AN Keene |
| 2020/21 | JE Farmer |
| 2021-22 | CI Ansell/ JY Boerema |
| 2022-23 | DM Dolling |
| 2022-23 | DM Dolling |

* Captain / Coach

HIGHEST INNINGS TOTAL

| Score | Versus | Date |
|----------|---------------------|--------|
| 8--488 | Woodville (gf) | Mar-48 |
| 3--486 | University | Nov-43 |
| 9--441 | Flinders University | Oct-06 |
| 5--434 | S P O C | Feb-10 |
| 385 | Collegians | Nov-40 |
| 9--378 | R A A F | Nov-42 |
| 7--376 | S P O C | Dec-07 |
| 8--370 | A H O S | Oct-03 |
| 9--368 | Brighton | Oct-07 |
| * 7--366 | S P O C | Nov-99 |

* Note this game was tied and appears in both 'For' & 'Against' lists.

LOWEST COMPLETED INNINGS TOTAL

| Score | Versus | Date |
|-------|----------------|--------|
| 30 | Grange | Dec-16 |
| 31 | Edwardstown | Oct-62 |
| 33 | Port Districts | Nov-17 |
| 35 | P A O C | Jan-63 |
| 36 | Brighton | Jan-77 |
| 40 | Clarence Park | Feb-62 |
| 42 | Glenelg | Feb-75 |
| 44 | Adelaide Lions | Feb-22 |
| 45 | Edwardstown | Nov-63 |
| 46 | Glenelg | Feb-75 |

HIGHEST INNINGS TOTAL AGAINST

| Score | by | Date |
|----------|----------------------|--------|
| 7--518 | Richmond Clarence Pk | Mar-04 |
| 8--406 | Gaza | Dec-93 |
| 390 | Sturt | Nov-42 |
| 8--385 | Pooraka | Mar-18 |
| 6--373 | Grange | Nov-03 |
| 9--371 | Grange | Feb-99 |
| 3--366 | R A A F | Jan-44 |
| * 7--366 | S P O C | Nov-99 |
| 358 | Woodville Rechabites | Feb-12 |
| 3--356 | Reynella | Nov-16 |

LOWEST COMPLETED INNINGS TOTAL AGAINST

| Score | by | Date |
|-------|-------------------|--------|
| 4 | W R E I | Oct-72 |
| 13 | Col Light Gardens | Oct-52 |
| 19 | Kelvinator | Nov-56 |
| 20 | Richmond | Oct-58 |
| 24 | W R E I | Jan-63 |
| 25 | Richmond | Oct-92 |
| 26 | Tea Tree Gully | Oct-71 |
| 34 | Concordia OC | Oct-06 |
| 35 | Edwardstown | Nov-69 |
| 38 | Brighton | Mar-15 |

HIGHEST OUTRIGHT WINNING MARGIN

| Margin | Date | Home Score | Opponents | Visitors Score |
|------------------------|----------|-----------------------|-------------------|----------------|
| By Innings plus | | | | |
| Innings & 154 runs | Dec-1957 | 4/304 d. & --- def. | Glenelg | 61 & 89 |
| Innings & 126 runs | Nov-1952 | 9/246 d. & --- def. | Clarence Park | 70 & 50 |
| Innings & 122 runs | Nov-1948 | 5/218 d. & --- def. | KOCA | 52 & 44 |
| Innings & 77 runs | Jan-1948 | 240 & --- def. | Holdens | 62 & 101 |
| Innings & 39 runs | Jan-1956 | 237 & --- def. | Clarence Park | 80 & 118 |
| Innings & 35 runs | Nov-1968 | 147 & --- def. | Richmond | 43 & 69 |
| Innings & 28 runs | Jan-1960 | 2/147 d. & --- def. | PAOC | 51 & 68 |
| By Runs | | | | |
| 217 runs | Feb-1948 | 179 & 5/198 d. def. | KOCA | 79 & 81 |
| 129 runs | Mar-2015 | 196 & 3/92 d. def. | Brighton | 38 & 121 |
| 113 runs | Mar-1941 | 126 & 3/92 d. def. | Pulteneny O S | 47 & 58 |
| 105 runs | Nov-1963 | 45 & 182 def. | Edwardstown | 1/50 d. & 72 |
| 92 runs | Oct-1972 | 69 & 5/114 d. def. | WREI | 4 & 87 |
| 74 runs | Dec-1942 | 135 & 1/106 d. def. | Collegians | 78 & 89 |
| 67 runs | Feb-1960 | 142 & 3/79 d. def. | Brighton | 90 & 64 |
| By Wickets | | | | |
| 10 wickets | Mar-1941 | 171 & 0/2 def. | Col Light Gardens | 44 & 128 |
| 10 wickets | Oct-1951 | 149 & 0/19 def. | Savings Bank | 69 & 91 |
| 10 wickets | Jan-1954 | 3/118 d. & 0/30 def. | Tubemakers | 54 & 92 |
| 10 wickets | Jan-1963 | 97 & 0/1 def. | WREI | 73 & 24 |
| 9 wickets | Jan-1966 | 6/134 d. & 1/113 def. | KOCA | 124 & 118 |
| 9 wickets | Nov-1972 | 91 & 1/13 def. | Clarence Park | 42 & 61 |
| 9 wickets | Oct-2006 | 180 & 1/49 def. | Concordia O C | 191 & 34 |

HIGHEST OUTRIGHT LOSING MARGIN

| Margin | Date | Home Score | Opponents | Visitors Score |
|------------------------|----------|------------|-------------------------|-----------------|
| By Innings plus | | | | |
| Innings & 172 runs | Feb-2019 | 62 & 92 | def. by Walkerville | 7/326 --- |
| Innings & 134 runs | Dec-2016 | 109 & 30 | def. by Grange | 6/275d. --- |
| Innings & 112 runs | Dec-2021 | 74 & 97 | def. by Golden Grove | 9/283d. --- |
| Innings & 57 runs | Nov-1974 | 67 & 71 | def. by Woodville Nth | 195 --- |
| Innings & 42 runs | Nov-2015 | 60 & 98 | def. by Pooraka | 200 --- |
| Innings & 38 runs | Nov-2017 | 85 & 86 | def. by Para Hills | 209 --- |
| Innings & 33 runs | Jan-1959 | 136 & 87 | def. by Railways | 4/256 d. --- |
| By Runs | | | | |
| 132 runs | Mar-1950 | 79 & 76 | def. by Teachers Col. | 162 & 4/125 d. |
| 120 runs | Jan-1940 | 114 & 64 | def. by Hawthorn | 137 & 5/161 |
| 105 runs | Nov-1967 | 79 & 68 | def. by PAOC | 148 & 8/104 d. |
| 101 runs | Feb-1975 | 42 & 46 | def. by Glenelg | 88 & 101 |
| 79 runs | Dec-1962 | 55 & 69 | def. by Brighton | 133 & 6/70 d. |
| 54 runs | Feb-1968 | 61 & 73 | def. by Clarence Park | 58 & 130 |
| 38 runs | Jan-1982 | 109 & 42 | def. by Edwardstown | 88 & 105 |
| By Wickets | | | | |
| 10 wickets | Jan-2016 | 50 & 81 | def. by PAOC | 9/115 d. & 0/18 |
| 10 wickets | Nov-2018 | 143 & 79 | def. by PAOC | 7/206 d. & 0/17 |
| 9 wickets | Oct-1962 | 31 & 74 | def. by Edwardstown | 5/33 d. & 1/73 |
| 9 wickets | Feb-2022 | 46 & 67 | def. by Old Concordians | 97 & 1/17 |
| 9 wickets | Jan-2021 | 116 & 98 | def. by Woodville South | 9/190 d. & 1/28 |
| 9 wickets | Mar-2019 | 101 & 80 | def. by Goodwood | 163 & 1/21 |
| 8 wickets | Feb-1969 | 79 & 113 | def. by Edwardstown | 74 & 2/120 |

Matches where Payneham set a target and the opposition ran it down

GRAND FINALS

| Result | Versus | Season |
|--------|-----------------|--------------|
| won | ++ | 1940-41 |
| won | Woodville | 1947-48 |
| lost | Sturt | 1952-53 |
| lost | Sturt | 1955-56 |
| lost | Myer | 1956-57 |
| lost | Myer | 1960-61 |
| lost | Kilburn | 1969-70 |
| won | Glenelg | 1970-71 |
| won | Grange | 1971-72 |
| won | Kilburn | 1979-80 |
| won | SPOC | 1981-82 |
| ** | Walkerville | 1986-87 |
| lost | Gaza | 1987-88 |
| won | Woodville North | 1991-92 |
| lost | Gaza | 1992-93 |
| lost | Grange | 1999-00 |
| won | SPOC | (A2) 2006-07 |
| lost | Pulteney OS | 2010/11 |
| won | Hectorville | (A3) 2023/24 |

++ 1940-41 premier awarded to 'top of table'

** 1986-87 abandoned (both days rain) - won Results awarded on table positions

MOST APPEARANCES

| Mch | Name |
|-----|--------------|
| 282 | KJ Duke |
| 211 | GG Wilson |
| 188 | JW Stagg |
| 161 | SD Heeps |
| 142 | DJ Dixey |
| 140 | TM Goodwin |
| 136 | RW Morbey |
| 131 | WH Toy |
| 126 | PJ Raymond |
| 126 | NP Zachat |
| 124 | PJ Williams |
| 120 | RL Day |
| 109 | GM Vincent |
| 109 | MJ O'Shea |
| 103 | GR Wasley |
| 102 | AR Martin |
| 101 | JJ Gaerth |
| 97 | PC Battersby |
| 96 | DH Williams |
| 95 | KG Plummer |

Note: Prior to 1932 Payneham won premierships in ETCA A Grade in 1908-09, 1910-11, 1912-13, 1914-15, 1918-19, 1920-21, 1921-22, 1923-24, 1925-26, 1929-30, 1930-31 & 1931-32

PERFORMANCES AT KEY GROUNDS

PAYNEHAM OVAL

HIGHEST INNINGS TOTAL

| Score | Versus | Date |
|--------|---------------------|--------|
| 9--441 | Flinders University | Oct-06 |
| 7--376 | S P O C | Dec-07 |
| 8--370 | A H O S | Oct-03 |
| 363 | P A O C | Feb-54 |
| 349 | Brighton | Mar-54 |

HIGHEST SCORES

| Score | Name | Date |
|-------|-------------|--------|
| 184 | NJ Mosey | Oct-06 |
| 175* | RHJ Westley | Oct-21 |
| 173* | GA Wills | Oct-99 |
| 169 | AS Foster | Oct-93 |
| 168 | NJ Mosey | Oct-07 |

BEST BOWLING (Innings)

| BBI | Name | Date |
|-------|-------------|--------|
| 9--18 | Z Wrobel | Dec-64 |
| 9--39 | AR Marrett | Feb-72 |
| 8--8 | LJ Kempster | Jan-63 |
| 8--16 | B Chapman | Oct-60 |
| 8--27 | M Whitford | Dec-73 |

BEST BOWLING (Match)

| BBM | Name | Date |
|--------|-------------|--------|
| 13--56 | MJ Barber | Oct-18 |
| 12--42 | LJ Kempster | Jan-63 |
| 12--80 | CA Kitto | Feb-46 |
| 11--61 | CN Adams | Feb-49 |
| 11--63 | AR Marrett | Feb-72 |

BEST PARTNERSHIPS

| Wkt | Score | Batsmen | Date |
|-----|-------|---------------------------|--------|
| 1 | 150 | PJ Williams / DI Williams | Nov-86 |
| 2 | 161 | NP Zachat / SM Ellicott | Nov-06 |
| 3 | 167 | TW Colley / JW Stagg | Dec-19 |
| 4 | 186 | PD Rebbeck / R Chenoweth | Oct-77 |
| 5 | 211 | AR Martin / P Norman | Feb-70 |
| 6 | 133* | WM Blanden / HW Wolsey | Jan-47 |
| 7 | 108 | KJ Duke / B Schultz | Jan-40 |
| 8 | 119 | DH Adams / AC Tharaldsen | Jan-04 |
| 9 | 83* | DK Plummer / M Ninnes | Mar-63 |
| 10 | 93 | JE Farmer / A Watherston | Feb-13 |

GOODWOOD OVAL

HIGHEST INNINGS TOTAL

| Score | Versus | Date |
|--------|----------------------|--------|
| 8--293 | Richmond Clarence Pk | Nov-97 |
| 8--285 | S P O C | Mar-87 |
| 8--283 | Port Adelaide | Nov-39 |
| 9--280 | Brighton | Mar-92 |
| 278 | Clarence Park | Nov-54 |

HIGHEST SCORES

| Score | Name | Date |
|-------|------------|--------|
| 130 | JW Stagg | Feb-18 |
| 103* | RL Day | Nov-92 |
| 99 | PJ Raymond | Feb-89 |
| 90* | TM Goodwin | Oct-81 |
| 90 | GA Wills | Nov-97 |

BEST BOWLING (Innings)

| BBI | Name | Date |
|-------|--------------|--------|
| 8--34 | CM Underwood | Feb-01 |
| 7--37 | M Whitford | Nov-72 |
| 7--74 | AR Marrett | Jan-70 |
| 6--24 | LA Walkley | Nov-57 |
| 6--35 | CA Kitto | Jan-40 |

BEST BOWLING (Match)

| BBM | Name | Date |
|---------|--------------|--------|
| 11--134 | CA Kitto | Jan-44 |
| 8--30 | AW Fuss | Feb-40 |
| 8--34 | CM Underwood | Feb-01 |
| 8--47 | AR Marrett | Nov-72 |
| 8--49 | M Whitford | Nov-72 |

BEST PARTNERSHIPS

| Wkt | Score | Batsmen | Date |
|-----|-------|-----------------------|--------|
| 1 | 148 | RL Day / GA Wills | Nov-97 |
| 2 | 130 | RL Day / AS Foster | Nov-92 |
| 3 | 97 | DJ Dixey / KJ Widdows | Nov-75 |
| 4 | 123 | TM Goodwin / RI Dew | Oct-81 |
| 5 | 96 | JW Stagg/AD Lee | Oct-16 |
| 6 | 118 | PJ Raymond / NJ Ford | Feb-89 |
| 7 | 61 | SD Heeps / GG Wilson | Mar-92 |
| 8 | 50 | NJ Ford / DC Oung | Nov-90 |
| 9 | 45* | CA Kitto / EC Sim | Nov-39 |
| 10 | 68 | M Sheikh / MJ Barber | Feb-15 |

CATERER OVAL**HIGHEST INNINGS TOTAL**

| Score | Versus | Date |
|--------|---------|--------|
| 5--434 | S P O C | Feb-10 |
| 7--366 | S P O C | Nov-99 |
| 344 | S P O C | Feb-09 |
| 292 | S P O C | Feb-90 |
| 291 | S P O C | Jan-53 |

HIGHEST SCORES

| Score | Name | Date |
|-------|---------------|--------|
| 175 | LA Harrington | Feb-10 |
| 159 | JW Stagg | Feb-09 |
| 125 | JW Stagg | Feb-10 |
| 115 | BL Bowley | Oct-60 |
| 111 | GA Wills | Nov-99 |

BEST BOWLING (Innings)

| BBI | Name | Date |
|-------|-----------|--------|
| 8--82 | AJ Donald | Jan-17 |
| 7--73 | DC Oung | Nov-93 |
| 6--21 | BL Bowley | Oct-60 |
| 5--19 | MJ Barber | Dec-14 |
| 5--54 | B Chapman | Jan-62 |

BEST BOWLING (Match)

| BBM | Name | Date |
|-------|-----------|--------|
| 8--82 | AJ Donald | Jan-17 |
| 7--29 | BL Bowley | Oct-60 |
| 7--73 | DC Oung | Nov-93 |
| 6--43 | JB Harper | Nov-51 |
| 6--46 | T Watt | Nov-51 |

BEST PARTNERSHIPS

| Wkt | Score | Batsmen | Date |
|-----|-------|--------------------------|--------|
| 1 | 177 | RL Day / AN Wilson | Nov-99 |
| 2 | 106 | RW Morbey / KJ Duke | Dec-59 |
| 3 | 220 | LA Harrington/JW Stagg | Feb-10 |
| 4 | 123 | LJ Lambert / DS Looker | Feb-55 |
| 5 | 126 | AR Catchlove / MF Ewens | Jan-53 |
| 6 | 141 | BL Bowley / AG Jarvis | Oct-60 |
| 7 | 48 | JW Stagg/SS Athurugiri | Jan-17 |
| 8 | 120 | JW Stagg / JJ Gaerth | Feb-09 |
| 9 | 54 | JW Stagg/SD Hunter | Feb-09 |
| 10 | 25 | P Neumann / WB Warburton | Jan-53 |

BRIGHTON OVAL**HIGHEST INNINGS TOTAL**

| Score | Versus | Date |
|--------|----------------|--------|
| 8--488 | Woodville g.f. | Mar-48 |
| 9--368 | Brighton | Oct-07 |
| 4--295 | Brighton | Feb-50 |
| 266 | Railways s.f. | Mar-53 |
| 6--247 | Brighton | Jan-87 |

HIGHEST SCORES

| Score | Name | Date |
|-------|--------------|--------|
| 161 | KJ Duke g.f. | Mar-48 |
| 145 | SM Ellicott | Oct-07 |
| 142 | WH Toy g.f. | Mar-48 |
| 133* | KE Woodcock | Feb-50 |
| 129 | M Sheikh | Oct-07 |

BEST BOWLING (Innings)

| BBI | Name | Date |
|-------|------------|--------|
| 8--30 | GA Wills | Jan-97 |
| 8--49 | JJ Gaerth | Feb-09 |
| 7--13 | TM Goodwin | Feb-81 |
| 7--70 | TM Goodwin | Feb-83 |
| 7--77 | KJ Duke | Jan-61 |

BEST BOWLING (Match)

| BBM | Name | Date |
|--------|------------|--------|
| 11--58 | JW Stagg | Feb-10 |
| 11--77 | JJ Gaerth | Feb-09 |
| 9--37 | TM Goodwin | Feb-81 |
| 9--87 | GA Wills | Jan-97 |
| 8--59 | MJ Barber | Oct-15 |

BEST PARTNERSHIPS

| Wkt | Score | Batsmen | Date |
|-----|-------|---------------------------|--------|
| 1 | 78 | J Mortimer / G Howard | Nov-65 |
| 2 | 103 | BT Schiller/SM Ellicott | Oct-07 |
| 3 | 70 | JW Stagg/LA Harrington | Feb-12 |
| 4 | 207 | M Sheikh / SM Ellicott | Oct-07 |
| 5 | 205 | KJ Duke / WH Toy | Mar-48 |
| 6 | 79 | GR Wasley / TM Goodwin | Feb-85 |
| 7 | 154 | KJ Duke / E Cammiss | Mar-48 |
| 8 | 57* | DJ Williams / DH Adams | Feb-05 |
| 9 | 66* | LJ Lambert / AR Catchlove | Nov-53 |
| 10 | 46 | LA Walkley / JSH Bickle | Oct-57 |

PERFORMANCES vs KEY OPPONENTS

vs SPOC

HIGHEST INNINGS TOTAL

| Score | Played at | Date |
|--------|---------------|--------|
| 5--434 | Caterer Oval | Feb-10 |
| 7--376 | Payneham Oval | Dec-07 |
| 7--366 | Caterer Oval | Nov-99 |
| 344 | Caterer Oval | Feb-09 |
| 5--318 | Payneham Oval | Jan-01 |

HIGHEST SCORES

| Score | Name | Venue | Date |
|-------|---------------|-------|--------|
| 175 | LA Harrington | Away | Feb-10 |
| 159 | JW Stagg | Away | Feb-09 |
| 138 | SD Heeps | Home | Oct-02 |
| 125 | JW Stagg | Away | Feb-10 |
| 118* | SD Heeps | Home | Dec-07 |

BEST BOWLING (Innings)

| BBI | Name | Venue | Date |
|-------|------------|-------|--------|
| 8--28 | CA Kitto | Away | Jan-46 |
| 8--49 | M Sheikh | Home | Jan-11 |
| 8--82 | AJ Donald | Away | Jan-17 |
| 7--47 | WM Blanden | Away | Dec-47 |
| 7--73 | DC Oung | Away | Nov-93 |

BEST BOWLING (Match)

| BBM | Name | Venue | Date |
|--------|------------|-------|--------|
| 13--69 | CA Kitto | Away | Jan-46 |
| 8--52 | M Sheikh | Home | Jan-11 |
| 8--59 | M Whitford | Home | Nov-71 |
| 8--71 | RW Morbey | Away | Dec-50 |
| 8--82 | AJ Donald | Away | Jan-17 |

BEST PARTNERSHIPS

| Wkt | Scr | Batsmen | Venue | Date |
|-----|-----|-------------------------|-------|--------|
| 1 | 177 | RL Day / AN Wilson | Away | Nov-99 |
| 2 | 161 | SM Ellicott / NP Zachat | Home | Nov-06 |
| 3 | 220 | LA Harrington/JW Stagg | Away | Feb-10 |
| 4 | 123 | LJ Lambert / DS Looker | Away | Feb-55 |
| 5 | 183 | LA Harrington/MT Baker | Home | Jan-01 |
| 6 | 141 | BL Bowley / AG Jarvis | Away | Oct-60 |
| 7 | 91* | KJ Duke / DJ Roberts | Away | Dec-50 |
| 8 | 120 | JW Stagg / JJ Gaerth | Away | Feb-09 |
| 9 | 58 | JW Stagg / DC Oung | Home | Mar-01 |
| 10 | 59 | DL Dunemann / CN Adams | Away | Dec-50 |

vs GRANGE

HIGHEST INNINGS TOTAL

| Score | Played at | Date |
|--------|---------------|--------|
| 9--305 | Grange Oval | Jan-03 |
| 285 | Payneham Oval | Oct-12 |
| 8--271 | Payneham Oval | Nov-03 |
| 8--263 | Payneham Oval | Feb-99 |
| 263 | Grange Oval | Jan-01 |

HIGHEST SCORES

| Score | Name | Venue | Date |
|-------|--------------|-------|--------|
| 155 | CM Underwood | Away | Jan-01 |
| 103* | PM Judd | Away | Dec-94 |
| 96 | NP Zachat | Home | Nov-03 |
| 91 | CM Underwood | Away | Jan-03 |
| 87 | PJ Williams | Away | Oct-84 |

BEST BOWLING (Innings)

| BBI | Name | Venue | Date |
|--------|-----------------|---------|--------|
| 10--30 | AR Marrett g.f. | Neutral | Mar-72 |
| 7--41 | SP Crook | Home | Jan-15 |
| 7--50 | AR Marrett | Home | Dec-69 |
| 6--29 | AF Newman | Home | Jan-81 |
| 6--39 | DC Oung | Home | Jan-00 |

BEST BOWLING (Match)

| BBM | Name | Venue | Date |
|---------|-----------------|---------|--------|
| 11--121 | SP Crook | Home | Jan-15 |
| 10--30 | AR Marrett g.f. | Neutral | Mar-72 |
| 7--50 | AR Marrett | Home | Dec-69 |
| 6--39 | AF Newman | Home | Jan-81 |
| 6--39 | DC Oung | Home | Jan-00 |

BEST PARTNERSHIPS

| Wkt | Scr | Batsmen | Venue | Date |
|-----|-----|--------------------------|---------|--------|
| 1 | 129 | SD Heeps / NP Zachat | Away | Oct-04 |
| 2 | 120 | RL Day / SD Heeps | Home | Nov-95 |
| 3 | 84 | SD Heeps / PM Judd | Away | Dec-94 |
| 4 | 68* | LA Harrington/JW Stagg | Home | Jan-15 |
| 5 | 115 | CM Underwood / PA Smith | Away | Jan-03 |
| 6 | 78 | MP Selvanera / DM Curtin | Home | Jan-87 |
| 7 | 100 | RW Rutter / GG Wilson | Home | Feb-99 |
| 8 | 68 | R O'Brien / W Welch | Neutral | Mar-72 |
| 9 | 47 | R O'Brien / M Whitford | Neutral | Mar-72 |
| 10 | 40 | JJ Gareth / A Watherston | Home | Oct-12 |

vs BRIGHTON**HIGHEST INNINGS TOTAL**

| Score | Played at | Date |
|--------|---------------|--------|
| 9--368 | Brighton Oval | Oct-07 |
| 349 | Payneham Oval | Mar-54 |
| 4--295 | Brighton Oval | Feb-50 |
| 6--286 | Payneham Oval | Jan-95 |
| 9--280 | Goodwood Oval | Mar-92 |

HIGHEST SCORES

| Score | Name | Venue | Date |
|-------|-------------|-------|--------|
| 145 | SM Ellicott | Away | Oct-07 |
| 142* | AR Martin | Home | Feb-70 |
| 140 | GA Wills | Home | Dec-97 |
| 133* | KE Woodcock | Away | Feb-50 |
| 129 | M Sheikh | Away | Oct-07 |

BEST BOWLING (Innings)

| BBI | Name | Venue | Date |
|-------|------------|-------|--------|
| 8--30 | GA Wills | Away | Jan-97 |
| 8--49 | JJ Gaerth | Away | Feb-09 |
| 7--13 | TM Goodwin | Away | Feb-81 |
| 7--31 | Z Wrobel | Home | Oct-63 |
| 7--70 | TM Goodwin | Away | Feb-83 |

BEST BOWLING (Match)

| BBM | Name | Venue | Date |
|--------|------------|-------|--------|
| 11--58 | JW Stagg | Away | Feb-10 |
| 11--77 | JJ Gaerth | Away | Feb-09 |
| 9--37 | TM Goodwin | Away | Feb-81 |
| 9--63 | BL Bowley | Home | Feb-60 |
| 9--87 | GA Wills | Away | Jan-97 |

BEST PARTNERSHIPS

| Wkt | Scr | Batsmen | Venue | Date |
|-----|-----|--------------------------|-------|--------|
| 1 | 98 | RL Day / DR Betterman | Away | Mar-92 |
| 2 | 103 | BT Schiller/SM Ellicott | Away | Oct-07 |
| 3 | 100 | MJ O'Shea / PJ Raymond | Home | Dec-90 |
| 4 | 207 | M Sheikh / SM Ellicott | Away | Oct-07 |
| 5 | 211 | AR Martin / P Norman | Home | Feb-70 |
| 6 | 128 | LJ Lambert / MF Ewens | Home | Mar-54 |
| 7 | 92* | MJ O'Shea / JA Jacobs | Home | Jan-95 |
| 8 | 57* | DJ Williams / DH Adams | Away | Feb-05 |
| 9 | 76 | M Sheikh / MJ Barber | Home | Mar-15 |
| 10 | 93 | JE Farmer / A Watherston | Home | Feb-13 |

vs RICHMOND CLARENCE PARK

(including RICHMOND, CLARENCE PARK & GOODWOOD)

HIGHEST INNINGS TOTAL

| Score | Played at | Date |
|--------|---------------|--------|
| 6--315 | Payneham Oval | Oct-99 |
| 8--293 | Goodwood Oval | Nov-97 |
| 3--282 | Payneham Oval | Oct-59 |
| 278 | Goodwood Oval | Nov-54 |
| 9--267 | Goodwood Oval | Feb-89 |

HIGHEST SCORES

| Score | Name | Venue | Date |
|-------|--------------|-------|--------|
| 173* | GA Wills | Home | Oct-99 |
| 130 | JA Stagg | Away | Feb-18 |
| 112 | CM Underwood | Home | Feb-07 |
| 103* | RL Day | Away | Nov-92 |
| 99 | PJ Raymond | Away | Feb-89 |

BEST BOWLING (Innings)

| BBI | Name | Venue | Date |
|-------|--------------|-------|--------|
| 9--18 | Z Wrobel | Home | Dec-64 |
| 8--16 | B Chapman | Home | Oct-60 |
| 8--34 | CM Underwood | Away | Feb-01 |
| 8--34 | AR Marrett | Away | Nov-68 |
| 7--9 | LW Brown | Home | Oct-58 |

BEST BOWLING (Match)

| BBM | Name | Venue | Date |
|-------|------------|-------|--------|
| 15-49 | AR Marrett | Away | Nov-68 |
| 9--18 | Z Wrobel | Home | Dec-64 |
| 9--31 | B Chapman | Home | Oct-60 |
| 8--30 | P Neumann | Home | Nov-52 |
| 8--32 | LW Brown | Home | Oct-58 |

BEST PARTNERSHIPS

| Wkt | Scr | Batsmen | Venue | Date |
|-----|------|--------------------------|-------|--------|
| 1 | 148 | RL Day / GA Wills | Away | Nov-97 |
| 2 | 130 | RL Day / AS Foster | Away | Nov-92 |
| 3 | 134 | MJ O'Shea / PM Judd | Home | Mar-96 |
| 4 | 126* | KJ Francis / BL Bowley | Home | Oct-59 |
| 5 | 125 | GA Wills / MJ O'Shea | Home | Oct-99 |
| 6 | 118 | PJ Raymond / NJ Ford | Away | Feb-89 |
| 7 | 96 | CM Underwood / S D Heeps | Home | Feb-07 |
| 8 | 66 | G Howard / AR Marrett | Away | Nov-68 |
| 9 | 53 | R Sparrow / KH Elliott | Home | Jan-62 |
| 10 | 68 | M Sheikh / MJ Barber | Away | Feb-15 |

BATTING**LEADING RUNSCORERS**

| Runs | Name | Mch | Inn | N O | H S | 100s | 50s | Ave |
|------|--------------|-----|-----|-----|------|------|-----|-------|
| 6169 | KJ Duke | 283 | 345 | 33 | 161 | 3 | 32 | 19.71 |
| 6156 | JW Stagg | 201 | 253 | 16 | 159 | 8 | 22 | 25.97 |
| 4335 | SD Heeps | 161 | 173 | 21 | 138 | 4 | 24 | 28.52 |
| 3778 | WH Toy | 131 | 159 | 11 | 249 | 4 | 17 | 25.53 |
| 3752 | CM Underwood | 95 | 113 | 17 | 155 | 6 | 19 | 39.08 |
| 3719 | RL Day | 120 | 149 | 13 | 129* | 5 | 15 | 27.35 |
| 3697 | RW Morbey | 136 | 172 | 18 | 118* | 3 | 14 | 24.01 |
| 3264 | PJ Raymond | 126 | 142 | 18 | 102* | 1 | 16 | 26.32 |
| 3198 | NJ Mosey | 65 | 71 | 4 | 184 | 8 | 20 | 47.73 |
| 3066 | DJ Dixey | 142 | 176 | 20 | 112 | 1 | 12 | 19.65 |

HIGHEST SCORES

| HS | Name | Versus | Venue | Date |
|------|---------------|----------------------|-------------------|--------|
| 249 | WH Toy | University | Teachers Col Oval | Nov-43 |
| 184 | NJ Mosey | Flinders University | Payneham Oval | Oct-06 |
| 175 | LA Harrington | S P O C | Caterer Oval | Feb-10 |
| 175 | RHJ Westley | Ingle Farm | Payneham Oval | Oct-21 |
| 173* | GA Wills | Richmond Clarence Pk | Payneham Oval | Oct-99 |
| 169 | AS Foster | Edwardstown & O C | Payneham Oval | Oct-93 |
| 168 | NJ Mosey | Pulteney OS | Payneham Oval | Oct-07 |
| 161 | KJ Duke | Woodville | Brighton Oval | Mar-48 |
| 159 | JW Stagg | S P O C | Caterer Oval | Feb-09 |
| 155 | CM Underwood | Grange | Grange Oval | Jan-01 |

BEST PARTNERSHIPS

| Wkt | Score | Batsmen | Opposition | Date |
|-----|-------|---------------|---------------------|-------------|
| 1 | 353 | KE Woodcock | WH Toy | University |
| 2 | 228 | AS Foster | MJ O'Shea | Gepps Cross |
| 3 | 220 | LA Harrington | JW Stagg | S P O C |
| 4 | 207 | M Sheikh | SM Ellicott | Brighton |
| 5 | 211 | AR Martin | P Norman | Brighton |
| 6 | 141 | BL Bowley | AG Jarvis | S P O C |
| 7 | 154 | KJ Duke | E Cammiss | Woodville |
| 8 | 120 | JW Stagg | JJ Gaerth | S P O C |
| 9 | 125 | WM Blanden | AW Fuss / C A Kitto | Collegians |
| 10 | 97 | LS Roberts | GC Rose | Hope Valley |

CENTURY ON DEBUT

| Score | Name | Versus | Venue | Date |
|-------|------------|---------------|---------------|--------|
| 153* | GA Wills | Gepps Cross | Payneham Oval | Oct-96 |
| 149 | NJ Mosey | A H O S | Payneham Oval | Oct-03 |
| 136 | PD Rebbeck | Flinders Park | Payneham Oval | Oct-77 |
| 119 | JD McNally | Pembroke O C | Payneham Oval | Oct-14 |

ODD SPOT – Highest score of Batsman @ 11

| Score | Name | Versus | Venue | Date |
|-------|------------|-------------|------------------|--------|
| 60 | LS Roberts | Hope Valley | Hope Valley Oval | Nov-17 |

MULTIPLE CENTURIES

| No | Name | Scores |
|----|---------------|---------------------------------|
| 8 | NJ Mosey | 184 168 149 146 126 124 114 111 |
| 8 | JW Stagg | 159 130 129 125 114 109 103 101 |
| 6 | GA Wills | 173* 153* 140 125 111 103* |
| 6 | CM Underwood | 155 132 122* 112 107 102 |
| 5 | RL Day | 129* 116* 107 105 103* |
| 5 | KE Woodcock | 133* 132 121 119 114 |
| 4 | WH Toy | 249 151 142 118 |
| 4 | SD Heeps | 138 133* 118* 105 |
| 3 | LA Harrington | 175 112 100 |
| 3 | KJ Duke | 161 104 100 |
| 3 | AS Foster | 169 126 101* |
| 3 | NJ Ford | 124 104* 103 |
| 3 | RW Morbey | 118* 113 100* |
| 2 | DS Looker | 148* 100* |
| 2 | SM Ellicott | 145 106 |
| 2 | R Warhurst | 124 100 |
| 2 | RA Fraser | 121 108 |
| 2 | RS Dinan | 115* 103* |
| 2 | J Frick | 107 105 |
| 2 | KJ Francis | 106* 104 |
| 2 | PM Judd | 103* 102* |
| 2 | WM Blanden | 102* 101 |
| 2 | MJ O'Shea | 102 101 |

CENTURIES

| Name | Score |
|--------------|-------|
| RHJ Westley | 175 |
| AR Martin | 142* |
| PD Rebbeck | 136 |
| M Sheikh | 129 |
| JD Mc Nally | 119 |
| MP Selvanera | 115* |
| BL Bowley | 115 |
| AD Lee | 114 |
| DJ Dixey | 112 |
| TM Goodwin | 110* |
| SW Sykes | 110* |
| J Millar | 106 |
| E Cammiss | 105* |
| DJ Roberts | 103* |
| DI Williams | 103 |
| PJ Raymond | 102* |
| PJ Mander | 100* |
| AE Baker | 100* |
| DA Williams | 100* |
| T Stappard | 100* |
| S Fielke | 100 |

FASTEST CENTURY

| Name | Minutes | Verses | Date |
|------------|---------|---------|--------|
| WM Blanden | 63 | K O C A | Feb-48 |

HIGHEST SEASON AGGREGATE

| Runs | Name | Season |
|------|---------------|---------|
| 750 | WH Toy | 1943/44 |
| 743 | NJ Mosey | 2007/08 |
| 742 | GA Wills | 1999/00 |
| 679 | CM Underwood | 2002/03 |
| 662 | KE Woodcock | 1943/44 |
| 647 | LA Harrington | 2009/10 |
| 639 | NJ Mosey | 2006/07 |
| 619 | GA Wills | 1996/97 |
| 597 | CM Underwood | 2000/01 |
| 591 | MJ O'Shea | 1991/92 |

HIGHEST AVERAGE (minimum 1000 runs)

| Ave | Name | Runs |
|-------|---------------|------|
| 51.19 | BL Bowley | 1331 |
| 49.39 | GA Wills | 2519 |
| 47.73 | NJ Mosey | 3198 |
| 39.08 | CM Underwood | 3752 |
| 38.67 | RJ Graefe | 1508 |
| 38.23 | PM Judd | 2026 |
| 37.02 | AS Foster | 1999 |
| 36.12 | KE Woodcock | 2348 |
| 35.83 | DS Looker | 2150 |
| 35.26 | LA Harrington | 2398 |

HIGHEST SEASON AVERAGE (minimum 5 innings)

| Ave | Name | Season |
|-------|-------------|---------|
| 84.00 | DS Looker | 1954/55 |
| 80.50 | TM Goodwin | 1987/88 |
| 74.00 | DS Looker | 1949/50 |
| 68.78 | GA Wills | 1996/97 |
| 65.67 | RJ Graffe | 1966/67 |
| 65.25 | BL Bowley | 1960/61 |
| 62.50 | WH Toy | 1943/44 |
| 61.92 | NJ Mosey | 2007/08 |
| 61.83 | GA Wills | 1999/00 |
| 60.18 | KE Woodcock | 1943/44 |

CARRIED BAT

| Name | Score | Verses | Date |
|-----------|-------------|---------|--------|
| RW Morbey | 100* of 209 | Sturt | Jan-55 |
| KJ Duke | 54* of 208 | Glenelg | Jan-40 |

BATTED THROUGH INNINGS

| Name | Score | Verses | Date |
|-----------|---------------|--------------|--------|
| GA Wills | 153* of 3/252 | Gepps X | Oct-96 |
| RL Day | 129* of 4/266 | Woodville N. | Mar-92 |
| GR Wasley | 92* of 6/219 | S P O C | Dec-76 |
| GG Wilson | 86* of 3/197 | Ingle Farm | Mar-93 |

BOWLING**LEADING WICKET TAKERS**

| Wkts | Name | Balls | Mdn | Runs | BBI | BBM | 5wl | 10wM | E/R | S/R | Ave |
|------|--------------|-------|-----|------|--------|--------|-----|------|-------|-------|-------|
| 369 | KJ Duke | 10646 | 86 | 6905 | 7--28 | 10--50 | 14 | 1 | 64.86 | 28.85 | 18.71 |
| 341 | PC Battersby | 11474 | 216 | 4782 | 7--10 | 9--46 | 11 | | 41.68 | 33.65 | 14.02 |
| 290 | GG Wilson | 15646 | 675 | 7165 | 6--49 | 10--62 | 6 | 1 | 45.79 | 53.95 | 24.71 |
| 290 | CA Kitto | 7729 | 45 | 4855 | 8--28 | 13--69 | 21 | 4 | 62.82 | 26.65 | 16.74 |
| 288 | AR Marrett | 7920 | 197 | 3062 | 10--30 | 15--49 | 17 | 5 | 38.66 | 27.50 | 10.63 |
| 238 | JW Stagg | 9235 | 296 | 5098 | 6--27 | 11--58 | 8 | 1 | 54.66 | 39.19 | 21.42 |
| 237 | JJ Gaerth | 7709 | 341 | 3303 | 8--18 | 12--61 | 9 | 3 | 42.85 | 32.53 | 13.94 |
| 230 | MJ Barber | 7095 | 288 | 3451 | 7--22 | 13--58 | 18 | 1 | 48.64 | 30.85 | 15.00 |
| 216 | CN Adams | 6139 | 91 | 2912 | 7--40 | 11--61 | 11 | 1 | 47.43 | 28.42 | 13.48 |
| 207 | KG Plummer | 7288 | 114 | 3428 | 6--10 | 8--38 | 8 | | 47.04 | 35.21 | 16.56 |

BEST AVERAGE (minimum 100 wkts)

| Ave | Name | Wkts | Mtchs |
|-------|--------------|------|-------|
| 9.99 | M Whitford | 174 | 44 |
| 9.99 | LA Walkley | 107 | 25 |
| 10.63 | AR Marrett | 288 | 70 |
| 11.74 | LJ Kempster | 133 | 31 |
| 11.85 | RJ Stratfold | 144 | 33 |
| 12.17 | AF Newman | 138 | 49 |
| 12.88 | M Sheikh | 199 | 73 |
| 13.03 | JB Harper | 137 | 54 |
| 13.48 | CN Adams | 216 | 72 |
| 13.94 | JJ Gaerth | 237 | 101 |

BEST BOWLING in INNINGS

| BBI | Name | Versus | Date |
|--------|-------------|----------------|--------|
| 10--30 | AR Marrett | Grange (g.f) | Mar-72 |
| 9--18 | Z Wrobel | Richmond | Dec-64 |
| 9--28 | NT Patten | Port Adelaide | Feb-41 |
| 9--39 | AR Marrett | Glenelg | Feb-72 |
| 9--51 | JSH Bickle | Railways | Feb-58 |
| 8--8 | LJ Kempster | W R E I | Jan-63 |
| 8--16 | B Chapman | Richmond | Oct-60 |
| 8--17 | LA Walkley | Glenelg | Dec-56 |
| 8--18 | JJ Gaerth | Concordia OC | Oct-06 |
| 8--27 | M Whitford | Tea Tree Gully | Dec-73 |

BEST ECONOMY RATE (minimum 100 wkts)

| Rate | Name | Wkts | Mtchs |
|-------|---------------|------|-------|
| 30.78 | AF Newman | 138 | 49 |
| 37.41 | RJ Stratfold | 144 | 33 |
| 37.96 | GR Wasley | 178 | 103 |
| 38.65 | JB Harper | 135 | 52 |
| 38.66 | AR Marrett | 288 | 70 |
| 39.23 | LA Walkley | 107 | 25 |
| 39.98 | MA Weatherald | 175 | 69 |
| 40.34 | DM Curtin | 194 | 82 |
| 40.60 | M Whitford | 174 | 44 |
| 40.91 | JSH Bickle | 109 | 42 |

BEST BOWLING in MATCH

| BBM | Name | Versus | Date |
|--------|-------------|--------------|--------|
| 15--49 | AR Marrett | Richmond | Nov-68 |
| 13--40 | LA Walkley | Railways | Nov-57 |
| 13--56 | MJ Barber | Old Scotch | Oct-18 |
| 13--69 | CA Kitto | S P O C | Jan-46 |
| 12--42 | LJ Kempster | W R E I | Jan-63 |
| 12--61 | JJ Gaerth | Concordia OC | Oct-06 |
| 12--80 | CA Kitto | Kelvinator | Feb-46 |
| 11--58 | JW Stagg | Brighton | Feb-10 |
| 11--61 | CN Adams | K O C A | Feb-49 |
| 11--63 | AR Marrett | Glenelg | Feb-72 |

BEST STRIKE RATE (minimum 100 wkts)

| Rate | Name | Wkts | Mtchs |
|-------|--------------|------|-------|
| 24.60 | M Whitford | 174 | 44 |
| 24.77 | LJ Kempster | 133 | 31 |
| 25.47 | LA Walkley | 107 | 25 |
| 26.53 | CA Kitto | 294 | 83 |
| 27.50 | AR Marrett | 288 | 70 |
| 28.42 | CN Adams | 216 | 72 |
| 28.85 | KJ Duke | 369 | 282 |
| 29.93 | M Sheikh | 199 | 73 |
| 30.85 | MJ Barber | 288 | 80 |
| 31.67 | RJ Stratfold | 144 | 33 |

Hat tricks now on page 32

5 WICKETS IN INNINGS (CAREER)

| 5wl | Name |
|-----|--------------|
| 21 | CA Kitto |
| 18 | MJ Barber |
| 17 | AR Marrett |
| 14 | KJ Duke |
| 14 | RJ Stratfold |
| 13 | M Whitford |
| 11 | PC Battersby |
| 11 | CN Adams |
| 10 | LA Walkley |
| 9 | LJ Kempster |
| 9 | JJ Gaerth |
| 8 | GR Wasley |

10 WICKETS IN MATCH (CAREER)

| 10wM | Name |
|------|--------------|
| 5 | AR Marrett |
| 4 | CA Kitto |
| 3 | JJ Gaerth |
| 2 | RJ Stratfold |
| 2 | LA Walkley |
| 1 | GG Wilson |
| 1 | KJ Duke |
| 1 | CN Adams |
| 1 | LJ Kempster |
| 1 | BL Bowley |
| 1 | P Neumann |
| 1 | and others |

HIGHEST SEASON AGGREGATE

| Wkts | Name | Season |
|------|--------------|---------|
| 61 | AR Marrett | 1971/2 |
| 59 | AR Marrett | 1969/70 |
| 58 | AR Marratt | 1970/1 |
| 56 | LA Walkley | 1956/7 |
| 54 | PC Battersby | 1967/8 |
| 54 | RJ Stratfold | 1974/5 |
| 52 | AW Fuss | 1940/1 |
| 52 | LJ Kempster | 1962/3 |
| 52 | Z Wrobel | 1964/5 |
| 51 | CA Kitto | 1944/5 |

BEST SEASON AVERAGE (min. 10 wkts)

| Ave | Name | Season |
|------|--------------|---------|
| 7.18 | NT Patten | 1940/1 |
| 7.25 | AR Marrett | 1971/2 |
| 7.47 | JB Harper | 1954/5 |
| 7.54 | AW Fuss | 1939/40 |
| 8.21 | AW Fuss | 1940/1 |
| 8.24 | PC Battersby | 1972/3 |
| 9.08 | HM Harrold | 1959/60 |
| 9.09 | MJ Perryman | 1963/4 |
| 9.20 | RS Dinan | 1970/1 |
| 9.32 | M Whitford | 1973/4 |

BEST SEASON STRIKE RATE (min. 10 wkts)

| Rate | Name | Season |
|-------|-------------|---------|
| 12.55 | MJ Perryman | 1963/4 |
| 15.63 | CA Kitto | 1945/6 |
| 18.25 | KJ Duke | 1963/4 |
| 19.00 | NT Patten | 1940/1 |
| 19.25 | S Davis | 1967/8 |
| 19.60 | JB Harper | 1954/5 |
| 20.61 | AR Marrett | 1971/2 |
| 20.64 | J Millar | 1939/40 |
| 20.69 | KJ Duke | 1951/2 |
| 21.09 | KJ Duke | 1960/1 |

BEST SEASON ECONOMY RATE (min. 10 wkts)

| Rate | Name | Season |
|-------|--------------|---------|
| 25.31 | GR Wasley | 1979/80 |
| 29.04 | AF Newman | 1978/9 |
| 29.42 | AF Newman | 1979/80 |
| 29.43 | GR Wasley | 1977/8 |
| 29.88 | PC Battersby | 1972/3 |
| 30.10 | TM Goodwin | 1979/80 |
| 30.26 | RS Dinan | 1970/1 |
| 30.86 | GA Wright | 1981/2 |
| 31.17 | AR Marrett | 1972/3 |
| 31.59 | AF Newman | 1980/1 |

5 WICKETS IN INNINGS (SEASON)

| 5wl | Name | Season |
|-----|--------------|---------|
| 6 | RJ Stratfold | 1974/5 |
| 6 | RJ Stratfold | 1975/6 |
| 5 | LA Walkley | 1956/7 |
| 5 | LA Walkley | 1957/8 |
| 5 | AR Marrett | 1969/70 |
| 5 | AR Marrett | 1971/2 |
| 4 | CA Kitto | 1939/40 |
| 4 | AW Fuss | 1939/40 |
| 4 | M Sheikh | 2007/8 |
| 4 | and others | |

10 WICKETS IN MATCH (SEASON)

| 10wM | Name | Season |
|------|--------------|--------|
| 3 | AR Marrett | 1971/2 |
| 2 | CA Kitto | 1945/6 |
| 1 | RJ Stratfold | 1974/5 |
| 1 | RJ Stratfold | 1975/6 |
| 1 | LA Walkley | 1956/7 |
| 1 | LA Walkley | 1957/8 |
| 1 | CA Kitto | 1943/4 |
| 1 | CA Kitto | 1944/5 |
| 1 | P Neumann | 1952/3 |
| 1 | and others | |

HAT TRICKS

| Name | Versus | Date |
|--------------|-----------------------------|--------|
| M McGill | Sturt | Feb-47 |
| KJ Duke | Clarence Park | Jan-54 |
| KJ Duke | S P O C | Feb-56 |
| AR Marrett | Grange (g.f) | Mar-72 |
| PC Battersby | W R E I # (in same match) | Oct-72 |
| AR Marrett | W R E I # (in same match) | Oct-72 |
| MJ Barber | Flinders University | Feb-00 |
| JJ Gaerth | S H O C | Feb-08 |
| M Sheik | P A O C | Oct-08 |
| RHJ Westley | Goodwood | Jan-12 |
| A Wathersron | A H O S | Dec-12 |
| MS Henriksen | Goodwood | Jan-16 |
| LS Roberts | Rostrevor OC [4 in 4 balls] | Dec-17 |

W/KEEPING

Best available information – records spasmodic

MOST DISMISSALS

| Dis. | Name | Ctch | Stump | Byes |
|------|-------------|------|-------|------|
| 192 | DH Williams | 139 | 53 | 313 |
| 189 | RI Dew | 127 | 62 | 299 |
| 150 | JY Boerema | 120 | 30 | 306 |
| 118 | AJ Wilton | 88 | 30 | 332 |
| 85 | JE Farmer | 72 | 13 | 111 |
| 74 | C Duance | 34 | 40 | 167 |
| 66 | G Groube | 49 | 17 | 110 |
| 63 | DR Jennings | 41 | 22 | 112 |
| 62 | W Welch | 57 | 5 | 315 |
| 61 | RW Rutter | 52 | 9 | 60 |

6 DISMISSALS IN AN INNINGS

6 catches W Welch v Tea Tree Gully 1st XI 1972/73

ALL ROUND

ALL ROUNDERS (Minmum 1000 runs & 200 Wickets) Rating = Bat. Ave. minus Bowl. Ave.

| Rating | Name | Runs | Wickets |
|--------|------------|------|---------|
| 5.80 | JJ Gaerth | 1540 | 237 |
| 4.55 | JW Stagg | 6156 | 238 |
| 1.94 | KJ Duke | 6163 | 369 |
| -0.16 | KG Plummer | 1427 | 207 |
| -8.68 | GG Wilson | 2613 | 290 |



Historic Teams

Refer to Volume 2

**1st XI – Brock Cup Competition
1985/86 – 2003/04**





1st XI T20 Cup Competitions

20 OVER COMPETITION

PLAYED: Variously Sundays & Weekday evenings

Played: 2004/05 - 2019/20

Continued: 2021-22



| |
|-------------|
| TEAM |
|-------------|

CONTEST

| Season | Div'n/Zone | No of Div/Zones | Asscn | Comp. Style | Finals structure |
|-------------------|--------------------|------------------------|-------|-----------------|--------------------------------------|
| 2004/05 – 2007/08 | 1 | 2/0 | ATCA | Knockout | 1 v 2 |
| 2008/09 | North | 0/2 | ATCA | Round Robin (3) | Cross Divisions Finals (North/South) |
| 2009/10 | Central Red | 0/7 | ATCA | Round Robin (5) | Rounds of 16, QF, SF, GF |
| 2010/11 | Central Red | 0/8 | ATCA | Round Robin (3) | QF, SF, GF |
| 2011/12 | East 1 | 0/8 | ATCA | Round Robin (3) | QF, SF, GF |
| 2012/13 | 1/6 | 2/8 | ATCA | Round Robin (3) | Rounds of 16, QF, SF, GF |
| 2012/13 – 2014/15 | 1 | 1/0 | SAMCA | Knockout | 1 v 2 and Metro v. Country |
| 2013/14 – 2015/16 | 1/5 | 2/9 | ATCA | Round Robin (3) | Rounds of 16, QF, SF, GF |
| 2016/17 – 2017/18 | 1/7 | 3/9 | ATCA | Round Robin (3) | Rounds of 16, QF, SF, GF |
| 2018/19 | 2/4 | 3/9 | ATCA | Round Robin (3) | Rounds of 16, QF, SF, GF |
| 2019/20 | 6/4 | 3/6-6-5 | ATCA | Round Robin (3) | Rounds of 16, QF, SF, GF |
| 2021/22 | 3/7 | 1/4-2/3-3/7 | ATCA | Round Robin (3) | Rounds of 16, QF, SF, GF |
| | Div'n/Pools | No of Div/Pools | | | |
| 2022/23 | 2/A | 1/5-2/4-3/4 | ATCA | Round Robin (5) | |

HIGHEST INNINGS TOTAL

| Score | Versus | Date |
|--------|----------------|--------|
| 2--176 | Hectorville | Jan-09 |
| 3--170 | Rostrevor O C | Feb-09 |
| 8--168 | A H O S | Jan-10 |
| 7--162 | Port Districts | Dec-07 |
| 7--156 | P A O C | Nov-05 |
| 6--154 | Goodwood | Dec-12 |
| 8--154 | Walkerville | Nov-07 |
| 3--152 | Reynella | Nov-13 |
| 1--147 | Hope Valley | Feb-08 |
| 8--146 | Modbury | Nov-21 |

LOWEST 20 OVER INNINGS TOTAL

| Score | Versus | Date |
|-------|---------------|--------|
| * 45 | Gepps Cross | Dec-21 |
| 66 | S P O C | Dec-17 |
| 81 | Ingle Farm | Dec-18 |
| 83 | Rostrevor O C | Jan-15 |
| 91 | P A O C | Dec-10 |
| 91 | Pembroke O S | Dec-16 |
| 93 | S H O C | Feb-05 |
| 93 | Pooraka | Jan-13 |
| 96 | P A O C | Feb-12 |

HIGHEST INNINGS TOTAL AGAINST

| Score | Versus | Date |
|----------|-----------------|--------|
| * 6--176 | Gepps Cross | Dec-21 |
| 7--174 | Kensington | Dec-21 |
| 6--169 | S H O C | Feb-08 |
| 6--157 | Woodville South | Nov-19 |
| 6--154 | Grange | Feb-09 |
| 6--153 | Ingle Farm | Nov-17 |
| 8--152 | Pooraka | Nov-14 |
| 5--146 | Athelstone | Nov-22 |
| 1--144 | Trinity O S | Dec-22 |
| 144 | Hope Valley | Feb-08 |

LOWEST 20 OVER INNINGS TOTAL AGAINST

| Score | Versus | Date |
|-------|----------------------|--------|
| 48 | Woodville Rechabites | Nov-13 |
| 54 | South Road | Mar-13 |
| 57 | Modbury | Feb-10 |
| 57 | Pembroke O S | Nov-14 |
| 64 | Pembroke O S | Jan-11 |
| 75 | Walkerville | Jan-10 |
| 77 | Rostrevor O C | Jan-12 |
| 77 | Craigmore | Dec-12 |
| 78 | Goodwood | Jan-11 |
| 78 | Rostrevor O C | Dec-15 |

GRAND FINALS

| Result | Versus | Date |
|--------|------------|--------|
| lost | S H O C | Feb-08 |
| lost | Grange | Feb-09 |
| + won | South Road | Mar-13 |
| ++ won | Nairne | Mar-13 |

+ SAMCA Cup ++ SAMCA State Championship

MOST APPEARANCES

| Mch | Name |
|-----|---------------|
| 59 | JW Stagg |
| 49 | JJ Gaerth |
| 36 | LA Harrington |
| 33 | M Shiekh |
| 33 | A Watherston |
| 29 | JE Farmer |
| 28 | MJ Barber |
| 27 | AD Lee |
| 25 | NP Zachat |
| 24 | BT Schiller |

BATTING**LEADING RUNSCORERS**

| Runs | Name | Mch | Inn | N O | H S | 50s | Rate | Ave |
|------|---------------|-----|-----|-----|-----|-----|--------|-------|
| 1254 | JW Stagg | 59 | 59 | 3 | 77 | 8 | 124.15 | 22.39 |
| 607 | LA Harrington | 36 | 35 | 8 | 71* | 3 | 89.00 | 22.48 |
| 440 | AD Lee | 27 | 26 | 7 | 55* | 1 | 98.40 | 23.16 |
| 387 | NJ Mosey | 18 | 16 | 2 | 83* | 2 | 122.68 | 27.64 |
| 336 | M Sheikh | 33 | 28 | 4 | 63* | 1 | 105.99 | 14.00 |
| 322 | NP Zachat | 25 | 21 | 6 | 63* | 1 | 81.98 | 21.47 |
| 297 | BT Schiller | 24 | 20 | 4 | 60 | 1 | 97.66 | 18.56 |
| 275 | JJ Gaerth | 49 | 31 | 13 | 35 | | 115.95 | 15.28 |
| 261 | LV Devine | 18 | 17 | 5 | 48 | | 87.29 | 21.75 |
| 267 | RHJ Westley | 24 | 21 | 3 | 80 | 1 | | 14.83 |

HIGHEST SCORES

| HS | Name | Versus | Venue | Date |
|-----|---------------|-----------------|------------------------|--------|
| 83* | NJ Mosey | Gepps Cross | Payneham Oval | Dec-04 |
| 83 | NJ Mosey | Pooraka | Payneham Oval | Jan-05 |
| 80 | RHJ Westley | Ingle Farm | Rowe Park | Nov-17 |
| 77 | JW Stagg | P A O C | Payneham Oval | Dec-12 |
| 75* | RX Davey | Walkerville | Payneham Oval | Jan-10 |
| 73* | PJ Richardson | Hope Valley | Duncan Fraser Resv No2 | Feb-08 |
| 71* | LA Harrington | Woodville Rech. | Payneham Oval | Nov-13 |
| 70 | JW Stagg | Hectorville | Payneham Oval | Jan-09 |
| 64 | JW Stagg | Goodwood | Payneham Oval | Dec-12 |
| 63* | M Sheikh | Rostrevor O C | Rostrevor Col | Feb-09 |
| 63* | NP Zachat | Reynella | Payneham Oval | Nov-13 |

BEST PARTNERSHIPS

| Wkt | Score | Batsmen | | Opposition | Date |
|-----|-------|---------------|----------------|------------------|--------|
| 1 | 132 | PJ Richardson | JW Stagg | Hope Valley s.f. | Feb-08 |
| 2 | 100 | LA Harrington | AD Lee | Woodville Rech | Nov-13 |
| 3 | 107 | JW Stagg | LA Harrington | P A O C | Dec-12 |
| 4 | 79 | LA Harrington | LV Devine | Woodville South | Oct-13 |
| 5 | 60* | LA Harrington | LV Devine | S P O C | Dec-12 |
| 6 | 63* | LA Harrington | JE Farmer | Hectorville | Jan-12 |
| 7 | 53* | H Singh | MH Asif | Brahma Lodge | Jan-23 |
| 8 | 37* | JE Farmer | AJ Donald | Pooraka | Nov-14 |
| 9 | 34 | A Sapra | JC Subramaniam | Kensington | Nov-22 |
| 10 | 34* | NJ Mosey | SL Slape | Gepps Cross | Dec-04 |

BATTED THROUGH INNINGS

| Name | Score | vs | Date |
|---------------|--------------|----------------|--------|
| LA Harrington | 71* of 2/137 | Woodville Rech | Nov-13 |
| NP Zachat | 63* of 3/152 | Reynella | Nov-13 |
| JW Stagg | 55* of 3/107 | Fulham | Dec-14 |
| JW Stagg | 42* of 2/93 | S P O C | Dec-14 |
| NP Zachat | 35* of 2/113 | Modbury | Jan-13 |
| S Snater | 27* of 1/82 | Rostrevor O C | Dec-15 |

HIGHEST RUN RATE (minimum 5 innings)

| Rate | Name | Inn |
|--------|-------------|-----|
| 136.19 | AL Favell | 7 |
| 123.66 | JW Stagg | 54 |
| 122.68 | NJ Mosey | 18 |
| 117.05 | SM Ellicott | 6 |
| 115.95 | JJ Gaerth | 31 |
| 108.43 | RX Davey | 9 |
| 105.99 | M Sheikh | 28 |
| 97.66 | BT Schiller | 20 |

BOWLING**LEADING WICKET TAKERS**

| Wkts | Name | Over | Mdn | Runs | Wi | NB | BBI | 5wl | 4wl | S/R | Ave |
|------|---------------|-------|-----|------|----|----|-------|-----|-----|-------|-------|
| 68 | JJ Gaerth | 154.5 | 5 | 787 | 47 | 6 | 4--15 | | 1 | 13.66 | 11.57 |
| 46 | M Sheikh | 120.1 | 4 | 586 | 27 | 1 | 4--13 | | 1 | 15.67 | 12.74 |
| 38 | A Watherston | 113 | 5 | 481 | 29 | 2 | 4--7 | | 1 | 17.84 | 12.66 |
| 37 | JW Stagg | 128.5 | 3 | 762 | 49 | 2 | 4--20 | | 1 | 20.89 | 20.59 |
| 36 | LA Harrington | 117.3 | 4 | 594 | 8 | 1 | 4--19 | | 2 | 19.58 | 16.50 |
| 25 | AD Lee | 68.2 | 1 | 346 | 5 | 1 | 4--15 | | 1 | 16.40 | 13.84 |
| 23 | MJ Barber | 77.1 | 2 | 413 | 13 | | 4--15 | | 1 | 20.13 | 17.96 |
| 15 | LS Roberts | 43.5 | 0 | 335 | 15 | 17 | 3--21 | | | 17.53 | 22.33 |
| 14 | AJ Donald | 30.5 | 1 | 145 | 16 | 3 | 2--5 | | | 13.21 | 10.36 |
| 13 | CI Ansell | 52 | 1 | 319 | 6 | 1 | 2--20 | | | 24.00 | 24.54 |

+ Economy Rate = Runs / Over

BEST ECONOMY RATE (minimum 10 wkts)

| Rate | Name | Wkts |
|------|---------------|------|
| 4.26 | A Watherston | 38 |
| 4.70 | AJ Donald | 14 |
| 4.88 | M Sheikh | 46 |
| 5.06 | LA Harrington | 36 |
| 5.06 | AD Lee | 25 |
| 5.08 | JJ Gaerth | 68 |
| 5.35 | MJ Barber | 23 |
| 5.91 | JW Stagg | 37 |
| 6.13 | CI Ansell | 13 |
| 6.15 | PJ Witcomb | 11 |

BEST BOWLING in INNINGS

| BBI | Name | Versus | Date |
|-------|---------------|-------------------|--------|
| 5--7 | MS Henriksen | Rostrevor O C | Dec-15 |
| 5--28 | DJ Fitzsimons | S P O C | Nov-15 |
| 4--7 | A Watherston | Pembroke O S | Jan-11 |
| 4--11 | JL Roberts | Rostrevor O C | Jan-12 |
| 4--13 | M Sheikh | South Road g.f. | Mar-13 |
| 4--15 | AD Lee | Nairne champ/ship | Mar-13 |
| 4--15 | JJ Gaerth | Craigmore | Dec-12 |
| 4--15 | MJ Barber | Pembroke O s | Dec-16 |
| 4--19 | LA Harrington | P A O C | Dec-10 |
| 4--20 | JW Stagg | Pembroke OS | Nov-14 |

BEST STRIKE RATE (minimum 10 wkts)

| Rate | Name | Wkts |
|-------|---------------|------|
| 13.21 | AJ Donald | 14 |
| 13.66 | JJ Gaerth | 68 |
| 15.00 | PJ Witcomb | 11 |
| 15.00 | DJ Fitzsimons | 10 |
| 15.67 | M Sheikh | 46 |
| 16.40 | AD Lee | 25 |
| 17.53 | LS Roberts | 15 |
| 17.84 | A Watherston | 38 |
| 19.58 | LA Harrington | 36 |
| 20.13 | MJ Barber | 23 |

BEST AVERAGE (minimum 10 wkts)

| Ave | Name | Wkts |
|-------|---------------|------|
| 10.36 | AJ Donald | 14 |
| 11.57 | JJ Gaerth | 68 |
| 12.66 | A Watherston | 38 |
| 12.74 | M Sheikh | 46 |
| 13.84 | AD Lee | 25 |
| 15.36 | PJ Witcomb | 11 |
| 16.50 | LA Harrington | 36 |
| 17.96 | MJ Barber | 23 |
| 18.00 | DJ Fitzsimons | 10 |
| 20.59 | JW Stagg | 37 |

4 WICKETS IN INNINGS (CAREER)

| | Name |
|---|---------------|
| 2 | LA Harrington |
| 1 | JJ Gaerth |
| 1 | A Watherston |
| 1 | M Sheikh |
| 1 | AD Lee |
| 1 | KS Wyles |
| 1 | JL Roberts |
| 1 | and others |

HAT TRICKS

| Name | Versus | Date |
|-----------|---------|--------|
| JJ Gaerth | P A O C | Dec-12 |

W/KEEPING**DISMISSALS**

| Dis. | Name | Ctch | Stump | Byes |
|------|---------------|------|-------|------|
| 25 | JE Farmer | 15 | 10 | 34 |
| 16 | JY Boerema | 11 | 7 | 5 |
| 7 | SD Hunter | 4 | 3 | 8 |
| 5 | MT Baker | 2 | 3 | 18 |
| 5 | AJ Wilton | 4 | 0 | 8 |
| 3 | DJ Monger | 0 | 3 | 2 |
| 3 | LM Durdin | 2 | 1 | 3 |
| 2 | PJ Richardson | 2 | | 4 |



1st IX Women Regular (T20) Competition

20 OVER COMPETITION

PLAYED: Sundays

**Some seasons - 2 competitions
Spring & Summer**

Commenced: 2017/18

Last Played: continuing



TEAM**CONTEST**

| Season | Division | No of Divisions | Asscn | Comp. Style | Finals structure |
|------------------|-----------------|------------------------|--------------|--------------------|---------------------------|
| 2017/18 (spring) | 1 | 1 | ATCA | Round Robin | 1v4, 2v3, winner v winner |
| 2017/18 (summer) | 1 | 1 | ATCA | Round Robin | 1v4, 2v3, winner v winner |
| 2018/19 | 1 | 1 | ATCA | Round Robin | 1v4, 2v3, winner v winner |
| 2019/20 (spring) | 1 | 1 | ATCA | Round Robin | 1v4, 2v3, winner v winner |
| 2019/20 (summer) | 1 | 1 | ATCA | Round Robin | 1v4, 2v3, winner v winner |
| 2020/21 > | 1 | 1 | ATCA | Round Robin | 1v4, 2v3, winner v winner |

CAPTAINS

| | |
|--------------------|-----------|
| 2017/18 -- 2018/19 | KB Evans |
| 2019/20 – 2020/21 | JL David |
| 2020/21 – 2021/22 | JN Murray |
| 2022/23 >> | EC Jansen |

HIGHEST INNINGS TOTAL

| Score | Versus | Date |
|--------|-------------------------|--------|
| 3--164 | Kensington | Mar-18 |
| 3--162 | Reynella | Mar-19 |
| 5--161 | Adelaide University | Feb-20 |
| 5--159 | Kensington | Nov-17 |
| 5--150 | Adelaide University g f | Mar-18 |
| 4--145 | Northern Districts | Nov-17 |
| 3--142 | Eastern Falcons | Jan-22 |
| 1--135 | Glenelg | Mar-19 |
| 4--134 | Reynella s f | Mar-18 |
| 3--132 | Trinity Col. OS s f | Mar-19 |

LOWEST 20 OVER INNINGS TOTAL

| Score | Versus | Date |
|-------|---------------------|--------|
| ** 29 | Pooraka | Oct-22 |
| 36 | Sturt | Feb-20 |
| 41 | Glenelg | Feb-19 |
| 53 | Glenelg | Dec-21 |
| 7--61 | Adelaide University | Nov-20 |
| 6--61 | Pooraka | Nov-21 |
| 5--76 | Adelaide University | Feb-18 |
| 3--74 | Sturt | Oct-20 |
| 4--88 | Reynella | Nov-20 |

** same game

HIGHEST INNINGS TOTAL AGAINST

| Score | Versus | Date |
|-----------|-------------------------|--------|
| 4--192 | Adelaide | Oct-21 |
| ** 2--176 | Pooraka | Oct-22 |
| 3--141 | Reynella | Dec-21 |
| 5--136 | Gepps Cross | Nov-17 |
| 3--124 | Trinity Col. OS | Nov-18 |
| 3-111 | Adelaide University g f | Mar-18 |
| 4--109 | Adelaide University | Dec-18 |
| 104 | Gepps Cross 2 | Mar-21 |
| 103 | Reynella s f | Mar-18 |
| 3--101 | Trinity Col. OS | Feb-18 |

LOWEST 20 OVER INNINGS TOTAL AGAINST

| Score | Versus | Date |
|-------|---------------|--------|
| 18 | Glenelg Black | Nov-19 |
| 33 | Gepps Cross 1 | Dec-20 |
| 4--49 | Reynella | Feb-18 |
| 51 | Sturt | Dec-19 |
| 6--51 | Port Adelaide | Nov-19 |
| 6--53 | Glenelg | Mar-19 |
| 6--54 | Payneham Gold | Jan-20 |
| 7--56 | Reynella g f | Mar-19 |
| 57 | Trinity Col. | Feb-20 |
| 6--57 | Trinity Col. | Mar-20 |

GRAND FINALS

| Result | Versus | Date |
|--------|---------------------|--------|
| * won | Gepps Cross | Dec-17 |
| won | Adelaide University | Mar-18 |
| Lost | Reynella | Mar-19 |
| won | Adelaide University | Dec-19 |
| won | Reynella | Mar-21 |

MOST APPEARANCES

| Mch | Name |
|-----|-------------|
| 54 | JL David |
| 45 | KB Evans |
| 43 | BP Marziale |
| 33 | JN Murray |
| 32 | JA Hall |
| 31 | SS Bansal |
| 31 | S Tammita |
| 30 | EC Jansen |
| 26 | DJ Boerema |
| 21 | ZH West |

* Heat Policy applied – sf & gf abandoned
Win awarded to highest placed team

BATTING**LEADING RUNSCORERS**

| Runs | Name | Mch | Inn | N O | H S | 40s | Ave |
|------|-------------|-----|-----|-----|-----|-----|-------|
| 1130 | KB Evans | 45 | 38 | 20 | 69 | 13 | 62.78 |
| 637 | JL David | 54 | 45 | 25 | 50* | 3 | 31.85 |
| 630 | BP Marziale | 43 | 40 | 8 | 51* | 2 | 19.69 |
| 279 | EC Jansen | 30 | 23 | 6 | 64 | 1 | 16.41 |
| 250 | JN Murray | 34 | 25 | 3 | 35* | | 11.36 |
| 207 | C Frick | 8 | 7 | 3 | 83* | 2 | 51.75 |
| 203 | JA Hall | 32 | 23 | 2 | 34 | | 9.67 |
| 190 | SJ Falcione | 11 | 10 | 3 | 47 | 1 | 27.14 |
| 179 | KA Warren | 10 | 10 | 1 | 47 | 1 | 19.89 |
| 162 | SS Bansal | 31 | 23 | 8 | 27* | | 10.80 |

HIGHEST SCORES

| HS | Name | Versus | Venue | Date |
|-----|-------------|-----------------------|---------------------------|-----------|
| 83* | C Frick | Adelaide University | Park 12 No2 | Feb-20 |
| 69 | KB Evans | Kensington | Col Waite Oval | Mar-18 |
| 66 | KB Evans | Adelaide University | Adelaide Uni. West Bch #1 | Mar-18 |
| 64 | EC Jansen | Pt Adel / Woodville S | Payneham Oval | Feb-23 |
| 63 | KB Evans | Kensington | Payneham Oval | Nov-17 |
| 53* | SI Bansal | Reynella | Woodcroft Oval | Mar-19 |
| 53* | KB Evans | Sturt | Park 12 No2 | Dec-19 |
| 53* | MM Edwards | Gepps Cross 2 | Duncan Fraser No1 | Mar-21 |
| 53* | KB Evans | Reynella | Reynella Oval | gf Mar-21 |
| 53 | KB Evans | Reynella | Woodcroft Oval | Mar-19 |
| 51* | BP Marziale | Kensington | Col Waite Oval | Mar-18 |

BEST PARTNERSHIPS

| Wkt | Score | Batsmen | Opposition | Date |
|-----|-------|----------------------|-----------------|-----------|
| 1 | 112 | NJ Kameniar JL David | Glenelg | Mar-19 |
| 2 | 61 | KA Warren JN Murray | Para Hills | Nov-21 |
| 3 | 102 | SI Bansal KB Evans | Reynella | Mar-19 |
| 4 | 74* | DJ Boerema KB Evans | Trinity Col. OS | Dec-17 |
| 5 | 81* | JL David KB Evans | Trinity Col. OS | Feb-20 |
| 6 | 63 | AI Doyle JL David | Payneham Gold | Jan-20 |
| 7 | 36* | KB Evans EC Jansen | Sturt | sf Dec-19 |
| 8 | 18 | KD Aston JL David | Gepps Cross | Oct-17 |

BATTED THROUGH INNINGS

| Name | Score | vs | Date |
|-------------|--------------|----------------|--------|
| JL David | 47* of 2/99 | Glenelg Gold | Mar 20 |
| JL David | 35* of 2/75 | Adelaide Univ | Nov-17 |
| BP Marziale | 31* of 6/61 | Pooraka | Nov-21 |
| BP Marziale | 24* of 5/64 | Adelaide Univ | Jan-23 |
| DJ Boerema | 21* of 3/100 | Trinity Co. OS | Dec-17 |
| MM Edwards | 16* in 3/58 | Adelaide | Feb-22 |

BOWLING**LEADING WICKET TAKERS**

| Wkts | Name | Over | Mdn | Runs | Wi | NB | BBI | 4wl | Econ | S/R | Ave |
|------|-------------|-------|-----|------|----|----|-------|-----|------|-------|-------|
| 49 | JL David | 154 | 18 | 506 | 94 | 12 | 4--7 | 1 | 3;29 | 18.86 | 10.33 |
| 31 | JN Murray | 101 | 5 | 381 | 33 | 18 | 4--9 | 2 | 3.77 | 19.55 | 12.29 |
| 28 | KB Evans | 83 | 8 | 275 | 33 | 9 | 3--1 | | 3.31 | 17.79 | 9.82 |
| 24 | S Tammita | 124.2 | 9 | 539 | 40 | 8 | 4--20 | 1 | 4.34 | 31.08 | 22.46 |
| 20 | BP Marziale | 91 | 8 | 349 | 49 | 6 | 2--2 | | 3.84 | 27.30 | 17.45 |
| 20 | EC Jansen | 83 | 6 | 320 | 61 | 18 | 4--7 | 1 | 3.86 | 24.90 | 16.00 |
| 18 | JA Hall | 78.5 | 6 | 291 | 37 | 6 | 2--0 | | 3.69 | 26.28 | 16.17 |
| 16 | MA Lane | 44.4 | 1 | 203 | 63 | 8 | 4--17 | 1 | 4.55 | 16.75 | 12.69 |

Economy Rate = Runs / Over

BEST ECONOMY RATE (minimum 10 wkts)

| Rate | Name | Wkts |
|------|-------------|------|
| 3.29 | JL David | 49 |
| 3.31 | KB Evans | 28 |
| 3.69 | JA Hall | 18 |
| 3.77 | JN Murray | 31 |
| 3.84 | BP Marziale | 20 |
| 3.86 | EC Jansen | 20 |
| 4.07 | SA Bansal | 13 |
| 4.34 | S Tammita | 15 |
| 4.55 | MA Lane | 16 |
| 5.48 | O Napier | 12 |

BEST BOWLING in INNINGS

| BBI | Name | Versus | Date |
|-------|-----------|----------------------|--------|
| 4--7 | JL David | Reynella | Mar-19 |
| 4--9 | JN Murray | Port Adelaide | Nov-19 |
| 4--11 | JN Murray | Adelaide University | Nov-20 |
| 4--17 | MA Lane | Gepps Cross (2) Blue | Mar-21 |
| 4--20 | S Tammita | Gepps Cross (1) Red | Feb-21 |
| 3--1 | KB Evans | Reynella | Nov-18 |
| 3--3 | JN Murray | Glenelg (2) Black | Nov-19 |
| 3--4 | JL David | Glenelg | Nov-18 |
| 3--4 | JN Murray | Sturt | Dec-19 |
| 3--6 | JN Murray | Adelaide University | Jan-21 |

BEST STRIKE RATE (minimum 10 wkts)

| Rate | Name | Wkts |
|-------|-------------|------|
| 16.75 | MA Lane | 16 |
| 17.25 | O Napier | 12 |
| 17.79 | KB Evans | 28 |
| 18.86 | JL David | 49 |
| 19.55 | JN Murray | 31 |
| 24.90 | EC Jansen | 20 |
| 26.28 | JA Hall | 18 |
| 27.30 | BP Marziale | 20 |
| 31.08 | S Tammita | 24 |
| 33.54 | SS Bansal | 13 |

BEST AVERAGE (minimum 10 wkts)

| Rate | Name | Wkts |
|-------|-------------|------|
| 9.82 | KB Evans | 28 |
| 10.33 | JL David | 49 |
| 12.29 | JN Murray | 31 |
| 12.69 | MA Lane | 16 |
| 15.75 | O Napier | 12 |
| 16.00 | EC Jansen | 20 |
| 16.17 | JA Hall | 18 |
| 17.45 | BP Marziale | 20 |
| 22.46 | S Tammita | 24 |
| 22.77 | SS Bansal | 13 |

HAT TRICKS

| Name | Versus | Date |
|------|--------|------|
|------|--------|------|

4 WICKETS IN INNINGS (CAREER)

| 4wl | Name |
|-----|-----------|
| 2 | JN Murray |
| 1 | JL David |
| 1 | MA Lane |
| 1 | S Tammita |
| 1 | EC Jansen |



**SENIORS
(other than 1st XI)**

Composite record Including 'retired' teams

Includes Senior teams other than 1st XI

- 2nd XI, 3rd XI, 4th XI, 5th XI, 6th XI , 7th XI & LO

Excludes Brock Cup and T20 matches



TEAMS

| Year | 2nd XI | | 3rd XI | | | 4th XI | | 5th XI | | 6th XI (2 day) | | | | |
|----------|--------------------------------------|---------|--------|---------|-------|---------|-------|---------|-------|----------------|-------|---------|---|------------|
| | Grade | Assoc'n | Grade | Assoc'n | Grade | Assoc'n | Grade | Assoc'n | Grade | Assoc'n | Grade | Assoc'n | | |
| 1928 /29 | B | ETCA | | | | | | | | | | | | |
| 1932 /33 | A4 | ATCA | | | | | | | | | | | | |
| 1933 /34 | A3 | ATCA | | | | | | | | | | | | |
| 1934 /35 | A2 | ATCA | | | | | | | | | | | | |
| 1939 /40 | First year of retained match records | | | | | | | | | | | | | |
| 1946 /47 | A2 | ATCA | Shield | h | YMCA | | | | | | | | | |
| 1947 /48 | A2 | ATCA | A2 | h | YMCA | | | | | | | | | |
| 1948 /49 | A2 | ATCA | A2 | h | YMCA | | | | | | | | | |
| 1949 /50 | A2 | ATCA | A2 | h | YMCA | | | | | | | | | |
| 1950 /51 | A2 | ATCA | A1 | h | YMCA | | | | | | | | | |
| 1951 /52 | A2 | ATCA | A2 | h | ETCA | | | | | | | | | |
| 1952 /53 | A2 | ATCA | A2 | h | ETCA | | | | | | | | | |
| 1953 /54 | A2 | ATCA | A2 | h | ETCA | | | | | | | | | |
| 1954 /55 | A2 | ATCA | A2 | h | ETCA | | | | | | | | | |
| 1955 /56 | A2 | ATCA | A1 | h | ETCA | | | | | | | | | |
| 1956 /57 | A2 | ATCA | A3 | | ATCA | A2 | h | ETCA | | | | | | |
| 1957 /58 | A2 | ATCA | A3 | | ATCA | A2 | h | ETCA | | | | | | |
| 1958 /59 | A2 | ATCA | A3 | | ATCA | A4 | | ATCA | | | | | | |
| 1959 /60 | A2 | ATCA | A3 | | ATCA | A4 | | ATCA | | | | | | |
| 1960 /61 | A2 | ATCA | A3 | | ATCA | A5 | | ATCA | | | | | | |
| 1961 /62 | A2 | ATCA | A3 | | ATCA | A5 | | ATCA | A6 | h | ATCA | | | |
| 1962 /63 | A2 | ATCA | A4 | | ATCA | A5 | | ATCA | A7 | h | ATCA | | | |
| 1963 /64 | A2 | ATCA | A4 | | ATCA | A5 | | ATCA | A7 | h | ATCA | | | |
| 1964 /65 | A2 | ATCA | A3 | | ATCA | A5 | | ATCA | A8 | h | ATCA | | | |
| 1965 /66 | A2 | ATCA | A3 | | ATCA | A6 | | ATCA | A8 | h | ATCA | | | |
| 1966 /67 | A3 | ATCA | A4 | | ATCA | A5 | | ATCA | A8 | h | ATCA | | | |
| 1967 /68 | A# | ATCA | A4 | | ATCA | A6 | | ATCA | A8 | h | ATCA | | | |
| 1968 /69 | A2 | ATCA | A4 | | ATCA | A6 | | ATCA | A9 | h | ATCA | | | |
| 1969 /70 | A2 | ATCA | A4 | | ATCA | A7 | | ATCA | A9 | h | ATCA | | | |
| 1970 /71 | A2 | ATCA | A4 | | ATCA | A7 | | ATCA | A9 | h | ATCA | | | |
| 1971 /72 | A2 | ATCA | A4 | | ATCA | A7 | | ATCA | A8-Gr | | ATCA | A9 | h | ATCA |
| 1972 /73 | 3 | ATCA | 5 | | ATCA | 7 | | ATCA | 9 | | ATCA | 10 | h | ATCA |
| 1973 /74 | 3 | ATCA | 5 | | ATCA | 8 | | ATCA | 9 | | ATCA | 11 | h | ATCA |
| 1974 /75 | 3 | ATCA | 5 | | ATCA | 8 | | ATCA | 9 | | ACTA | 10 | h | ATCA |
| 1975 /76 | 3 | ATCA | 5 | | ATCA | 7 | | ATCA | 8 | | ATCA | 9 | h | ATCA |
| 1976 /77 | 3 | ATCA | 5 | | ATCA | 7 | | ATCA | 8 | | ATCA | 9 | h | ATCA |
| 1977 /78 | B1 | ATCA | C | | ATCA | D | | ATCA | G | | ATCA | H | | ATCA |
| 1978 /79 | B1 | ATCA | C | | ATCA | D | | ATCA | G | | ATCA | I | | ATCA |
| 1979 /80 | B1 | ATCA | C | | ATCA | D | | ATCA | E | | ATCA | F | | ATCA |
| 1980 /81 | B1 | ATCA | C | | ATCA | D | | ATCA | E | | ATCA | F-Gr | | ATCA |
| 1981 /82 | B1 | ATCA | C | | ATCA | D | | ATCA | E | | ATCA | F | | ATCA |
| 1982 /83 | B1 | ATCA | C | | ATCA | D | | ATCA | E | | ATCA | F | | ATCA |
| 1983 /84 | B1 | ATCA | C | | ATCA | D | | ATCA | E | | ATCA | F | | ATCA |
| 1984 /85 | B1 | ATCA | C | | ATCA | D | | ATCA | F | | ATCA | G | | ATCA |
| 1985 /86 | B1 | ATCA | C | | ATCA | D | | ATCA | F | | ATCA | G | | ATCA |
| 1986 /87 | B1 | ATCA | C | | ATCA | D | | ATCA | F | | ATCA | G | | ATCA |
| 1987 /88 | B1 | ATCA | C | | ATCA | D | | ATCA | E | | ATCA | G | | ATCA |
| 1988 /89 | B1 | ATCA | C | | ATCA | D | | ATCA | E | | ATCA | G | | ATCA |
| 1989 /90 | B1 | ATCA | C | | ATCA | D | | ATCA | E | | ATCA | G | | ATCA |
| 1990 /91 | B1 | ATCA | C | | ATCA | D | | ATCA | E | | ATCA | G | | ATCA |
| 1991 /92 | B1 | ATCA | C | | ATCA | D | | ATCA | E | | ATCA | G | | ATCA |
| 1992 /93 | B1 | ATCA | C | | ATCA | D | | ATCA | E | | ATCA | G | | ATCA |
| 1993 /94 | B1 | ATCA | C | | ATCA | D | | ATCA | F | | ATCA | G | | ATCA |
| 1994 /95 | B1 | ATCA | C | | ATCA | D | | ATCA | G | | ATCA | H | | ATCA |
| 1995 /96 | B1 | ATCA | C | | ATCA | D | | ATCA | E | | ATCA | F | | ATCA |
| 1996 /97 | B1 | ATCA | C | | ATCA | D | | ATCA | F | | ATCA | | | LOB 6 ATCA |
| 1997 /98 | B1 | ATCA | D | | ATCA | E | | ATCA | F | | ATCA | | | LOA 6 ATCA |
| 1998 /99 | B1 | ATCA | D | | ATCA | E | | ATCA | F | | ATCA | | | LOB 6 ATCA |
| 1999 /00 | B1 | ATCA | C | | ATCA | D | | ATCA | E | | ATCA | F | | ATCA |
| 2000 /01 | B1 | ATCA | C | | ATCA | D | | ATCA | E | | ATCA | F | | ATCA |
| 2001 /02 | B1 | ATCA | C | | ATCA | D | | ATCA | E | | ATCA | F | | ATCA |
| 2002 /03 | B1 | ATCA | C | | ATCA | D | | ATCA | F | | ATCA | | | LOD 6 ATCA |
| 2003 /04 | B1 | ATCA | C | | ATCA | D | | ATCA | F | | ATCA | | | LOD 6 ATCA |
| 2004 /05 | B1 | ATCA | C1 | | ATCA | C2 | | ATCA | C3 | | ATCA | | | LOC 6 ATCA |
| 2005 /06 | A3 | ATCA | B3 | | ATCA | C2 | | ATCA | C3 | | ATCA | | | LOC 6 ATCA |
| 2006 /07 | A3 | ATCA | B3 | | ATCA | C2 | | ATCA | C3 | | ATCA | | | |
| 2007 /08 | A3 | ATCA | B3 | | ATCA | C2 | | ATCA | | | | | | LOD 5 ATCA |
| 2008 /09 | A3 | ATCA | B3 | | ATCA | C2 | | ATCA | | | | | | LOD 5 ATCA |
| 2009 /10 | A3 | ATCA | B3 | | ATCA | C2 | | ATCA | | | | | | LOD 5 ATCA |
| 2010 /11 | B1 | ATCA | B3 | | ATCA | C2 | | ATCA | | | | | | LOD 5 ATCA |
| 2011 /12 | B1 | ATCA | B2 | | ATCA | C2 | | ATCA | | | | | | LOD 5 ATCA |
| 2012 /13 | B1 | ATCA | B2 | | ATCA | | | | | | | | | LOD 4 ATCA |
| 2013 /14 | B1 | ATCA | C1 | | ATCA | | | | | | | | | LOD 4 ATCA |
| 2014 /15 | B1 | ATCA | C1 | | ATCA | | | | | | | | | LO4 4 ATCA |

| Year | 2nd XI | | 3rd XI | | | | | | | | LO (4th, 5th or 6th XI) | |
|----------|--------|---------|--------|---------|-------|---------|-------|---------|-------|---------|----------------------------|---------|
| | Grade | Assoc'n | Grade | Assoc'n | Grade | Assoc'n | Grade | Assoc'n | Grade | Assoc'n | Grade | Assoc'n |
| 2015 /16 | B1 | ATCA | C1 | ATCA | | | | | | | LO5 | 4 ATCA |
| 2016 /17 | B1 | ATCA | C2 | ATCA | | | | | | | LO5 | 4 ATCA |
| 2017 /18 | B1 | ATCA | C2 | ATCA | | | | | | | LO4 | 4 ATCA |
| 2018 /19 | B1 | ATCA | C2 | ATCA | | | | | | | LO4 | 4 ATCA |
| 2019 /20 | B2 | ATCA | C2 | ATCA | | | | | | | LO4 | 4 ATCA |
| 2020 /21 | B3 | ATCA | C1 | ATCA | | | | | | | LO4 | 4 ATCA |
| 2012 /22 | B2 | ATCA | C1 | ATCA | | | | | | | LO5 | 4 ATCA |
| 2022 /23 | B2 | ATCA | C1 | ATCA | | | | | | | LO5 | 4 ATCA |

HIGHEST INNINGS TOTAL

| Score | Versus | Team | Date |
|--------|--------------|--------|--------|
| 553 | Basket Range | 4th XI | Oct-56 |
| 7--451 | A H O S | 2nd XI | Mar-95 |
| 449 | S P O C s.f. | 2nd XI | Mar-55 |
| 5--429 | P A O C | 5th XI | Nov-90 |
| 9--413 | Brighton | 2nd XI | Mar-49 |
| 9--410 | Paracombe | 4th XI | Feb-58 |
| 7--403 | A H O S | 2nd XI | Jan-14 |
| 9--393 | Pooraka | 2nd XI | Feb-13 |
| 375 | S P O C | 2nd XI | Mar-52 |
| 9--372 | S P O C | 2nd XI | Nov-13 |

LOWEST COMPLETED INNINGS TOTAL

| Score | Versus | Team | Date |
|-------|--------------------|--------|--------|
| 9--8 | dec Sturt | 3rd XI | Nov-65 |
| 15 | Taxation | 3rd XI | Oct-47 |
| 17 | I C I | 4th XI | Jan-60 |
| 18 | Unley | 6th XI | Nov-00 |
| 20 | Glenelg Stragglers | 5th XI | Jan-65 |
| 20 | Flinders Park | 4th XI | Dec-74 |
| 22 | Baulderstone | 3rd XI | Dec-57 |
| 23 | Clarence Park | 5th XI | Oct-64 |
| 23 | Athelstone | 4th XI | Jan-58 |
| 24 | Modbury | 4 LO | Feb-19 |

HIGHEST INNINGS TOTAL AGAINST

| Score | by | Team | Date |
|--------|----------------------|--------|--------|
| 8--484 | Adelaide University | 5th XI | Jan-96 |
| 8--452 | Modbury | 3rd XI | Nov-05 |
| 8--441 | Adelaide High O S | 3rd XI | Nov-97 |
| 7--429 | Marion | 3rd XI | Jan-19 |
| 6--421 | P A O C | 3rd XI | Mar-22 |
| 413 | Grange | 5th XI | Nov-02 |
| 9--410 | Paracombe | 4th XI | Feb-58 |
| 3--408 | Elders-U S A | 4th XI | Nov-02 |
| 6--403 | Richmond Clarence Pk | 2nd XI | Oct-98 |
| 6--397 | Flinders Park | 6th XI | Feb-01 |

LOWEST COMPLETED INNINGS TOTAL AGAINST

| Score | by | Team | Date |
|-------|-------------------|--------|--------|
| 4 | East Torrens | 6th XI | Nov-73 |
| 12 | Charles Birks | 3rd XI | Mar-51 |
| 16 | ElderSmith | 4th XI | Dec-59 |
| 16 | Kilburn | 6th XI | Oct-71 |
| 16 | Clarence Park | 6th XI | Nov-74 |
| 16 | Old Scotch | 6th LO | Jan-06 |
| 17 | Commonwealth Bank | 6th XI | Nov-75 |
| 18 | Brighton | 2nd XI | Oct-54 |
| 19 | Royal Park | 6th XI | Dec-71 |
| 20 | S P O C | 2nd XI | Jan-53 |

ODD SPOT

8 ducks in an innings

| Versus | Team | Date |
|---------------------|--------|--------|
| 1st Inn. Royal Park | 4th XI | Nov-72 |

MOST APPEARANCES

| Mch | Name |
|-----|--------------|
| 386 | IW Scott |
| 319 | HJ Sautebin |
| 283 | KG Lees |
| 269 | DJ Von Einem |
| 236 | SJ Faulkner |
| 226 | PJ Robertson |
| 217 | RS Clark |
| 212 | L Di Venuto |
| 206 | GG Wilson |
| 201 | SJ Corcoran |

BATTING**LEADING RUNSCORERS**

| Runs | Name | Mch | Inn | N O | H S | 100s | 50s | Ave |
|------|--------------|-----|-----|-----|------|------|-----|-------|
| 5336 | KG Lees | 274 | 308 | 67 | 99 | | 20 | 22.14 |
| 5316 | SJ Faulkner | 226 | 260 | 25 | 129 | 4 | 27 | 22.62 |
| 4926 | DJ Dixey | 195 | 214 | 30 | 112 | 3 | 28 | 26.77 |
| 4823 | IW Scott | 386 | 385 | 54 | 98 | | 10 | 14.62 |
| 4475 | SJ Corcoran | 210 | 255 | 25 | 94 | | 18 | 19.46 |
| 4280 | JA Jacobs | 177 | 183 | 31 | 173 | 5 | 20 | 28.16 |
| 4125 | BJ Langston | 192 | 263 | 43 | 111 | 1 | 13 | 18.75 |
| 3980 | WA Margitich | 143 | 160 | 12 | 162 | 4 | 20 | 26.89 |
| 3859 | RW Rutter | 137 | 136 | 50 | 105* | 2 | 24 | 44.87 |
| 3853 | AG Durdin | 158 | 171 | 14 | 141 | 5 | 15 | 24.54 |

HIGHEST SCORES

| HS | Name | Versus | Venue | Team | Date |
|------|---------------|-----------------------|--------------------|--------|--------|
| 217 | R Mercer | vs Basket Range | Basket Range Oval | 4th XI | Oct-56 |
| 201* | PJ Mander | vs S P O C | Wilson Oval | 3rd XI | Jan-88 |
| 201 | WJ Vanniekerk | vs P A O C | Wellington Oval | 5th XI | Nov-90 |
| 178* | MS Ashwood | vs Elizabeth District | Wellington Oval | 6th XI | Nov-85 |
| 177 | SG Hill | vs Gepps Cross | Wellington Oval | 4th XI | Feb-99 |
| 175 | KL Hobbs | vs S P O C | Caterer Oval | 2nd XI | Mar-52 |
| 173 | JA Jacobs | vs Brighton | Payneham Oval | 2nd XI | Jan-04 |
| 168* | PJ Williams | vs Gepps Cross | Duncan Fraser Resv | 2nd XI | Feb-84 |
| 167 | D Milne | vs Basket Range | Basket Range Oval | 4th XI | Oct-56 |
| 166 | PJ Mander | vs Unley | Devitt Oval | 4th XI | Oct-90 |

BEST PARTNERSHIPS

| Wkt | Score | Batsmen | Opposition | Team | Date |
|-----|-------|-------------------------|---------------------|--------|--------|
| 1 | 246 | AJ Trenorden SG Hill | Gepps Cross | 4th XI | Feb-99 |
| 2 | 293 | WJ Vanniekerk RB Cooper | P A O C | 5th XI | Nov-90 |
| 3 | 222 | PJ Raymond JA Jacobs | S P O C | 2nd XI | Oct-02 |
| 4 | 242* | AN Wilson AS Foster | Old Scotch | 2nd XI | Nov-02 |
| 5 | 225 | S Turner BM Skurrie | Flinders University | 6thLO | Nov-04 |
| 6 | 172 | DJ Williams AN Kulow | Kilburn | 3rd XI | Feb-09 |
| 7 | 201 | PD Rebbeck CP O'Donnell | Grange | 3rd XI | Dec-91 |
| 8 | 179* | AL Stagg SP Cowling | Richmond C P | 3rd XI | Oct-03 |
| 9 | 114 | KL Berndt DH Elliott | Brighton | 2nd XI | Nov-56 |
| 10 | 143 | JA Jacobs MJ McKern | Brighton | 2nd XI | Jan-04 |

HIGHEST AVERAGE (minimum 1000 runs)

| Ave | Name | Runs |
|-------|-------------|------|
| 47.64 | TM Goodwin | 1191 |
| 44.68 | AE Baker | 1519 |
| 44.36 | RW Rutter | 3859 |
| 36.49 | R Batusic | 2992 |
| 35.70 | SC Koster | 3356 |
| 34.30 | BM Skurrie | 1715 |
| 32.34 | DJ Rowe | 2296 |
| 30.73 | LA Foster | 1229 |
| 30.41 | HP Mundy | 1186 |
| 30.00 | JJ D'Antini | 1080 |

HIGHEST SEASON AGGREGATE

| Runs | Name | Season |
|------|--------------|---------|
| 633 | BM Skurrie | 2004/5 |
| 622 | SJ Faulkner | 1989/90 |
| 601 | WJM Ewing | 1954/5 |
| 580 | DJ Rowe | 1996/7 |
| 579 | R Batusic | 2003/4 |
| 551 | MJ Perryman | 1967/8 |
| 551 | R Batusic | 2008/9 |
| 548 | DJ Dixey | 1990/1 |
| 518 | WA Margitich | 1994/5 |
| 508 | AS Foster | 2001/2 |

MULTIPLE CENTURIES

| No | Name | Team-100s |
|----|--------------|-------------------|
| 6 | R Batusic | 5-6 |
| 5 | AG Durdin | 3-2, 4-1, 6-2 |
| 5 | SC Koster | 3-4, 4-1 |
| 4 | SJ Faulkner | 2-2, 3-2 |
| 4 | AS Foster | 2-2, 3-1, 5-1 |
| 4 | WH Manning | 3-3, 4-1 |
| 4 | WA Margitich | 2-3, 3-1 |
| 4 | JA Jacobs | 4-2 |
| 4 | GM Vincent | 3-1, 5LO-2, 4LO-1 |
| 3 | MS Booth | 4-1, 5-1, 6-1 |
| 3 | DJ Dixey | 2-1, 3-1, 6-1 |
| 3 | S Dixey | 2-2, 3-1 |
| 3 | K Haines | 6-3 |
| 3 | DR Jennings | 4-3 |
| 3 | BM Skurrie | 6LO-3 |
| 3 | AL Stagg | 3-3 |
| 3 | DC Oung | 2-1, 3-2 |
| 2 | VR Bhasker | 3-2 |
| 2 | BF Birch | 2-1, 3-1 |
| 2 | JC Cook | 5-2 |
| 2 | B Cowper | 6-2 |
| 2 | WJM Ewing | 2-2 |
| 2 | KJ Francis | 2-2 |
| 2 | PJ Mander | 3-1, 4-1 |
| 2 | CP O'Donnell | 3-1, 5-1 |
| 2 | MJ Perryman | 2-2 |
| 2 | PJ Raymond | 2-2 |
| 2 | DJ Rowe | 2-1, 3-1 |
| 2 | DA Williams | 5-2 |
| 2 | RHJ Westley | 3-1, 6LO-1 |
| 2 | RW Rutter | 2-1, 4-1 |
| 2 | MT Baker | 2-1, 4-1 |
| 2 | MJ Brister | 4LO-2 |
| 2 | DA Williams | 3-2 |
| 2 | LA Foster | 2-2 |
| 2 | Lm Durdin | 3-2 |

HIGHEST SEASON AVERAGE (minimum 5 innings)

| Ave | Name | Season |
|--------|------------|---------|
| 145.67 | RW Rutter | 2008/9 |
| 109.60 | DJ Dixey | 1990/1 |
| 79.00 | GM Vincent | 2009/10 |
| 72.83 | RW Rutter | 1994/5 |
| 72.38 | R Batusic | 2003/4 |
| 72.00 | O Hebart | 1981/2 |
| 71.33 | PJ Golding | 1985/6 |
| 69.00 | JJ Abbot | 2012/3 |
| 68.50 | R Odgers | 1990/1 |
| 66.25 | MF Ewens | 1952/3 |

FASTEST CENTURY

| Name | Mins (Balls) | Verses | Team | Date |
|-----------|--------------|-------------|--------|--------|
| R Batusic | 45 (33) | Gepps Cross | 5th XI | Nov-03 |

CARRIED BAT

| Name | Score | Verses | Team | Date |
|-----------|------------|---------|--------|--------|
| MR Lilley | 50* of 101 | S P O C | 4th XI | Feb-04 |

BATTED THROUGH INNINGS

| Name | Score | Verses | Team | Date |
|--------------|---------------|--------------|--------------------|--------|
| LM Durdin | 150* of 6/271 | Woodville Re | 3 rd XI | Mar-20 |
| BJ Felice | 100* of 9/273 | Richmond CP | 2nd XI | Mar-04 |
| CP O'Donnell | 83* of 9/152 | Woodville Re | 4th XI | Mar-06 |
| HP Mundy | 69 of 193 | Glenelg | 2nd XI | Mar-49 |
| WJ Ewing | 31 of 107 | Tubemakers | 2nd XI | Mar-53 |

BOWLING**LEADING WICKET TAKERS**

| Wkts | Name | Balls | Mdn | Runs | BBI | BBM | 5wl | 10wM | E/R | S/R | Ave |
|------|-----------------|-------|-----|-------|-------|--------|-----|------|-------|-------|-------|
| 771 | JSH Bickle | 19482 | 428 | 8139 | 9--41 | 15--64 | 61 | 13 | 41.78 | 25.27 | 10.56 |
| 624 | IW Scott | 23115 | 730 | 13045 | 9--50 | 9--50 | 19 | | 56.44 | 37.04 | 20.91 |
| 563 | HJ Sautebin | 24247 | 978 | 11570 | 6--18 | 11--65 | 21 | 1 | 47.72 | 43.07 | 20.55 |
| 534 | DJ Von Einem | 21104 | 791 | 8918 | 8--44 | 9--81 | 17 | | 42.26 | 39.72 | 16.70 |
| 479 | VW Wilkinson | 10032 | 85 | 5964 | 8--77 | 13--80 | 33 | 4 | 59.45 | 20.94 | 12.45 |
| 429 | GG Wilson | 14514 | 578 | 6451 | 8--17 | 9--48 | 21 | | 44.54 | 33.83 | 15.04 |
| 396 | HJ Davis | 10325 | 156 | 4626 | 7--28 | 11--50 | 22 | 4 | 44.80 | 26.07 | 11.68 |
| 355 | LJ Holmes | 10794 | 228 | 4762 | 6--17 | 11--71 | 14 | 1 | 44.12 | 30.41 | 13.41 |
| 343 | AF Smith | 9358 | 176 | 3751 | 8--13 | 11--35 | 15 | 3 | 40.08 | 27.28 | 10.94 |
| 326 | RM Burgemeister | 11743 | 551 | 4828 | 7--32 | 9--17 | 12 | | 41.11 | 36.02 | 14.81 |

BEST AVERAGE (minimum 100 wkts)

| Ave | Name | Wkts | Mtchs |
|-------|-------------|------|-------|
| 10.36 | RC Duffy | 103 | 29 |
| 10.56 | JSH Bickle | 771 | 190 |
| 10.74 | JF Best | 106 | 30 |
| 10.94 | AF Smith | 343 | 120 |
| 11.01 | Z Wrobel | 25 | 68 |
| 11.02 | AR McKenzie | 206 | 86 |
| 11.09 | R Ormond | 101 | 32 |
| 11.68 | HJ Davis | 396 | 156 |
| 11.86 | G Cook | 126 | 58 |
| 11.90 | R Keen | 106 | 38 |

BEST BOWLING in INNINGS

| BBI | Name | Versus | Team | Date |
|--------|------------|---------------------|--------|--------|
| 10--19 | KH Elliott | Baulderstone | 4th XI | Oct-61 |
| 9--18 | B Chapman | Elizabeth Turf | 6th XI | Jan-80 |
| 9--22 | MJ McKern | Reynella | 3rd XI | Nov-11 |
| 9--41 | JSH Bickle | Kensington | 2nd XI | Dec-68 |
| 9--50 | IW Scott | University S A | 6th XI | Dec-94 |
| 9--62 | SC Colley | Flinders Park | 2nd XI | Mar-20 |
| 8--7 | A Angural | Old Scotch | 6th LO | Jan-06 |
| 8--8 | BM Skurrie | Flinders University | 6th LO | Nov-05 |
| 8--13 | AF Smith | S A R M | 3rd XI | Oct-64 |
| 8--13 | RK Turner | Baulderstone | 4th XI | Oct-62 |

BEST ECONOMY RATE (minimum 100 wkts)

| Rate | Name | Wkts | Mtchs |
|-------|-------------|------|-------|
| 33.64 | AR McKenzie | 206 | 86 |
| 36.82 | R Ormond | 124 | 42 |
| 37.11 | RK Turner | 254 | 106 |
| 37.23 | G Curry | 136 | 59 |
| 37.41 | BW Colborne | 142 | 88 |
| 37.93 | RC Duffy | 103 | 29 |
| 38.26 | M Gilkes | 101 | 36 |
| 38.69 | T Guglielmo | 107 | 44 |
| 38.88 | DJ Peters | 126 | 54 |
| 39.89 | G Cook | 126 | 58 |

BEST BOWLING in MATCH

| BBM | Name | Versus | Team | Date |
|--------|--------------|--------------------|--------|--------|
| 16--36 | R Ormond | Marine & Harbours | 3rd XI | Dec-72 |
| 15--64 | JSH Bickle | Bank Of Adelaide | 6th XI | Feb-75 |
| 13--26 | CB Phillips | Elders | 6th XI | Jan-92 |
| 13--29 | KG Forrester | Elizabeth District | 5th XI | Nov-85 |
| 13--55 | R Hockley | Savings Bank - A5 | 4th XI | Oct-59 |
| 13--57 | G Perryman | W R E I | 4th XI | Dec-65 |
| 13--62 | SP Cowling | Woodville South | 3rd XI | Jan-01 |
| 13--64 | GJ Adams | Burnside | 5th XI | Mar-79 |
| 13--80 | VW Wilkinson | R A A F | 3rd XI | Feb-63 |
| 13--86 | G Perryman | Brighton | 3rd XI | Jan-68 |

BEST STRIKE RATE (minimum 100 wkts)

| Rate | Name | Wkts | Mtchs |
|-------|--------------|------|-------|
| 20.94 | VW Wilkinson | 479 | 146 |
| 23.55 | JF Best | 106 | 30 |
| 24.22 | R Keen | 106 | 38 |
| 25.27 | JSH Bickle | 771 | 190 |
| 25.47 | T Howard | 108 | 68 |
| 25.64 | CA Peirce | 113 | 43 |
| 25.70 | G Perryman | 111 | 50 |
| 26.07 | HJ Davis | 101 | 90 |
| 26.26 | JG Patel | 156 | 105 |
| 26.82 | HM Harrold | 260 | 86 |

MULTIPLE HAT TRICKS

| Name | Team |
|----------------|----------------------------|
| 5 JSH Bickle | 2nd XI, 4th XI, 6th XI (3) |
| 2 VW Wilkinson | 2nd XI, 4th XI |
| 2 RJ Wilton | 6th XI (2) |

5 WICKETS IN INNINGS (CAREER)

| 5wl | Name |
|-----|--------------|
| 61 | JSH Bickle |
| 33 | VW Wilkinson |
| 24 | AF Smith |
| 21 | HJ Sautebin |
| 22 | HJ Davis |
| 20 | GG Wilson |
| 19 | MJ McKern |
| 19 | IW Scott |
| 17 | DJ Von Einem |
| 16 | Z Wrobel |
| 14 | RJ Wilton |

10 WICKETS IN MATCH (CAREER)

| 10wM | Name |
|------|--------------|
| 13 | JSH Bickle |
| 4 | VW Wilkinson |
| 4 | HJ Davis |
| 3 | AF Smith |
| 3 | B Chapman |
| 2 | RJ Wilton |
| 2 | PQ Hoffmann |
| 2 | Z Wrobel |
| 2 | C Payne |
| 2 | MA Conroy |
| 2 | and others |

HIGHEST SEASON AGGREGATE

| Wkts | Name | Season |
|------|------------|---------|
| 74 | JSH Bickle | 1974/5 |
| 70 | JSH Bickle | 1973/4 |
| 65 | JSH Bickle | 1969/70 |
| 63 | HJ Davis | 1952/3 |
| 61 | JSH Bickle | 1970/1 |
| 59 | R Gaffney | 1969/70 |
| 58 | R Ormond | 1972/3 |
| 57 | JR Gregg | 1970/1 |
| 56 | JSH Bickle | 1975/6 |
| 55 | AF Smith | 1965/6 |

BEST SEASON AVERAGE (min. 10 wkts)

| Ave | Name | Season |
|------|------------|---------|
| 3.80 | C Payne | 1971/2 |
| 4.17 | D Langston | 1972/3 |
| 4.27 | M Whitford | 1973/4 |
| 4.33 | L Iancar | 1971/2 |
| 4.82 | LS Roberts | 2012/3 |
| 5.92 | DM Girdham | 2009/10 |
| 5.89 | LJ Holmes | 1973/4 |
| 6.00 | LJ Holmes | 1969/70 |
| 6.00 | R Arnold | 1971/2 |
| 6.03 | JSH Bickle | 1973/4 |

BEST SEASON STRIKE RATE (min. 10 wkts)

| Rate | Name | Season |
|-------|----------------|---------|
| 9.20 | PJ Newbold | 2004/5 |
| 11.00 | M Whitford | 1973/4 |
| 11.45 | LS Roberts | 2012/3 |
| 12.75 | DR Gilbert | 2003/4 |
| 13.60 | P Small | 1978/9 |
| 13.67 | NJ Padley | 1984/5 |
| 13.90 | L Moore | 1963/4 |
| 14.20 | E Manuell | 1959/60 |
| 14.40 | L Iancar | 1971/2 |
| 14.47 | MC Subramaniam | 2014/15 |

BEST SEASON ECONOMY RATE (min. 10 wkts)

| Rate | Name | Season |
|-------|-----------------|--------|
| 22.32 | D Langston | 1972/3 |
| 23.31 | C Payne | 1971/2 |
| 25.74 | DJ Von Einem | 1998/9 |
| 27.33 | D Allman | 1981/2 |
| 28.03 | JSH Bickle | 1967/8 |
| 28.37 | R Galpin | 1975/6 |
| 28.68 | LJ Holmes | 1973/4 |
| 28.70 | GG Wilson | 1982/3 |
| 28.77 | R Miller | 1970/1 |
| 28.89 | RM Burgemeister | 1990/1 |

5 WICKETS IN INNINGS (SEASON)

| 5wl | Name | Season |
|-----|--------------|--------|
| 9 | JSH Bickle | 1973/4 |
| 9 | JSH Bickle | 1974/5 |
| 7 | HJ Davis | 1952/3 |
| 7 | JR Gregg | 1970/1 |
| 6 | HJ Davis | 1955/6 |
| 6 | VW Wilkinson | 1961/2 |
| 6 | AF Smith | 1965/6 |
| 6 | JSH Bickle | 1975/6 |
| 5 | RJ Wilton | 1957/8 |
| 5 | Z Wrobel | 1961/2 |
| 5 | R Ormond | 1972/3 |
| 5 | M Gilkes | 1972/3 |
| 5 | KG Forrester | 1985/6 |

10 WICKETS IN MATCH (SEASON)

| 10wM | Name | Season |
|------|--------------|--------|
| 3 | JSH Bickle | 1973/4 |
| 3 | JSH Bickle | 1974/5 |
| 2 | HJ Davis | 1952/3 |
| 2 | Z Wrobel | 1961/2 |
| 2 | R Ormond | 1972/3 |
| 2 | KG Forrester | 1985/6 |
| 2 | G Rowe | 1962/3 |
| 2 | JSH Bickle | 1967/8 |
| 2 | JSH Bickle | 1970/1 |
| 1 | JR Gregg | 1970/1 |
| 1 | HJ Davis | 1955/6 |
| 1 | VW Wilkinson | 1961/2 |
| 1 | and others | |

W/KEEPING

Best available information – records spasmodic

MOST DISMISSALS

| Dis. | Name | Ctch | Stump | Byes |
|------|--------------|------|-------|------|
| 185 | AJ Wilton | 152 | 33 | 440 |
| 171 | L Di Venuto | 137 | 34 | 1038 |
| 162 | SJ Faulkner | 134 | 28 | 643 |
| 131 | PJ Golding | 108 | 23 | 508 |
| 125 | SJ Corcoran | 117 | 8 | 524 |
| 117 | CP O'Donnell | 99 | 18 | 339 |
| 75 | DR Jennings | 61 | 14 | 225 |
| 72 | KL Berndt | 37 | 35 | 299 |
| 61 | MJ Cross | 35 | 26 | 233 |
| 60 | MS Booth | 53 | 7 | 175 |
| 58 | P Moyle | 47 | 11 | 251 |

6 DISMISSALS IN AN INNINGS

| | | | | |
|------------------------|--------------|---------------|--------|---------|
| 6 catches | SL McFeeters | v SPOC | 3rd XI | 1988/89 |
| 5 catches + 1 stumping | TJ Hynd | v Edwardstown | 2ndXI | 1985/86 |

ALL ROUND**ALL ROUNDERS** (Minimum 1000 runs & 200 Wickets) Rating = Bat. Ave. minus Bowl. Ave.

| Rating | Name | Runs | Wickets |
|--------|--------------|------|---------|
| 11.72 | JA Jacobs | 4280 | 255 |
| 8.90 | AR McKenzie | 1275 | 206 |
| 7.94 | AF Smith | 2738 | 343 |
| 7.72 | RG Smith | 1685 | 206 |
| 6.02 | NJ Padley | 2305 | 256 |
| 4.19 | CI Ansell | 2972 | 279 |
| 3.36 | GG Wilson | 3091 | 429 |
| 2.15 | HM Harrold | 1596 | 250 |
| -0.16 | MS Dalton | 1278 | 205 |
| -0.49 | JSH Bickle | 1691 | 771 |
| -1.63 | DJ Von Einem | 2772 | 534 |
| -2.92 | DH Elliott | 1870 | 275 |
| -3.33 | B Chapman | 1066 | 284 |
| -4.83 | LJ Holmes | 1631 | 355 |
| -6.29 | IW Scott | 4823 | 624 |
| -7.18 | MJ Porter | 1075 | 202 |
| -8.04 | HJ Sautebin | 1964 | 563 |



2nd XI Regular Competition

2 DAY COMPETITION – 80 OVERS

PLAYED: **2 Saturdays: October-March**

Commenced: **1946/47**

Last Played: **continuing**



| |
|-------------|
| TEAM |
|-------------|

GRADES CONTESTED

| | | |
|-------------------|----|---------|
| 1928/29 – 1932/33 | B | ETCA \$ |
| 1932/33 – 1934/35 | B | ETCA ** |
| 1946/47 – 1971/72 | A2 | ATCA |
| 1972/73 – 1976/77 | 3 | ATCA |
| 1977/78 – 2004/05 | B1 | ATCA |
| 2005/06 – 2009/10 | A3 | ATCA |
| 2010/11 – 2017/18 | B1 | ATCA |
| 2018/19 – 2019/20 | B2 | ATCA |
| 2020/21 | B3 | ATCA |
| 2021/22 > | B2 | ATCA |

** No records \$ refer to “Early History” section in “Runs Galore” Part 2

CAPTAINS

| | |
|---------|--------------|
| 1946/47 | BF Birch |
| 1947/48 | BF Birch |
| 1948/49 | |
| 1949/50 | LB Fischer |
| 1950/51 | |
| 1951/52 | KE Edwardes |
| 1952/53 | |
| 1953/54 | HJ Davis |
| 1954/55 | WJM Ewing |
| 1955/56 | WJM Ewing |
| 1956/57 | KL Berndt |
| 1957/58 | BF Birch |
| 1958/59 | BF Birch |
| 1959/60 | KE Edwardes |
| 1960/61 | KG Plummer |
| 1961/62 | KG Plummer |
| 1962/63 | DG Hooper |
| 1963/64 | DG Hooper |
| 1964/65 | KG Plummer |
| 1965/66 | M Ninnis |
| 1966/67 | KG Plummer |
| 1967/68 | KG Plummer |
| 1968/69 | KG Plummer |
| 1969/70 | B Foster |
| 1970/71 | BJ Langston |
| 1971/72 | D Looker |
| 1972/73 | DJ Von Einem |
| 1973/74 | DJ Von Einem |

| | |
|---------|----------------|
| 1974/75 | DJ Von Einem |
| 1975/76 | DJ Von Einem |
| 1976/77 | DJ Mackay |
| 1977/78 | KG Lees |
| 1978/79 | DJ Mackay |
| 1979/80 | DJ Mackay |
| 1980/81 | KG Lees |
| 1981/82 | SW Sykes |
| 1982/83 | SJ Falkner |
| 1983/84 | DJ Hissey |
| 1984/85 | DJ Hissey |
| 1985/86 | DJ Hissey |
| 1986/87 | DJ Hissey |
| 1987/88 | DJ Dixey |
| 1988/89 | RK Turner |
| 1989/90 | AE Baker |
| 1990/91 | PJ Williams |
| 1991/92 | PJ Williams |
| 1992/93 | AE Baker |
| 1993/94 | DJ Von Einem |
| 1994/95 | GR Wasley |
| | GR Wasley / |
| 1995/96 | DJ Von Einem / |
| | JA Jacobs |
| 1996/97 | GR Wasley |
| 1997/98 | DJ Von Einem |
| 1998/99 | AS Foster |
| 1999/00 | AS Foster |

| | |
|---------|--------------|
| 2000/01 | AS Foster |
| 2001/02 | AS Foster |
| 2002/03 | AS Foster |
| 2003/04 | AS Foster |
| 2004/05 | GG Wilson |
| 2005/06 | GG Wilson |
| 2006/07 | GG Wilson |
| | CI Ansell |
| 2007/08 | GG Wilson |
| | GG Wilson |
| 2008/09 | GG Wilson |
| 2009/10 | CI Ansell |
| 2010/11 | CI Ansell |
| 2011/12 | CI Ansell |
| 2012/13 | CI Ansell |
| 2013/14 | CI Ansell |
| 2014/15 | RG Smith |
| | CP O'Donnell |
| 2015/16 | CI Ansell |
| | MB Hughes |
| 2016/17 | MB Hughes |
| 2017/18 | MB Hughes |
| | MB Hughes |
| 2018/19 | JA Jacobs |
| | RHJ Westley |
| 2019/20 | RHJ Westley |
| | RHJ Westley |
| 2020/21 | MB Hughes |
| | LM Durdin |
| 2021/22 | LM Durdin |
| | LM Durdin |
| 2022/23 | LM Durdin |
| | LJ Jacobs |
| 2023/24 | LJ Jacobs |

HIGHEST INNINGS TOTAL

| Score | Versus | Date |
|--------|------------|--------|
| 7--451 | A H O S | Mar-95 |
| 449 | S P O C | Mar-55 |
| 9--413 | Brighton | Mar-49 |
| 7--403 | A H O S | Jan-14 |
| 9--393 | Pooraka | Feb-13 |
| 375 | S P O C | Mar-52 |
| 9--372 | S P O C | Nov-13 |
| 367 | University | Jan-50 |
| 9--366 | Burnside | Mar-68 |
| 364 | Brighton | Jan-04 |

LOWEST COMPLETED INNINGS TOTAL

| Score | Versus | Date |
|-------|----------------|--------|
| 25 | Elder Smith | Oct-58 |
| 29 | Clarence Park | Dec-47 |
| 31 | Kelvinator | Nov-61 |
| 31 | Tea Tree Gully | Jan-70 |
| 31 | Old Scotch | Feb-72 |
| 33 | S P O C | Feb-69 |
| 35 | Savings Bank | Nov-65 |
| 35 | K O C A | Jan-72 |
| 36 | Kelvinator | Nov-57 |
| 40 | Edwardstown | Feb-64 |

HIGHEST INNINGS TOTAL AGAINST

| Score | by | Date |
|--------|----------------------|--------|
| 6--403 | Richmond Clarence Pk | Oct-98 |
| 352 | Goodwood Baseballers | Dec-47 |
| 350 | Woodville South | Oct-15 |
| 8--335 | Richmond Clarence Pk | Jan-95 |
| 6--331 | Old Ignatians | Feb-15 |
| 7--329 | Port Districts | Feb-08 |
| 7--328 | Reynella | Oct-07 |
| 316 | Flinders Park | Nov-08 |
| 315 | Grange | Nov-96 |
| 8--312 | S P O C | Nov-15 |

LOWEST COMPLETED INNINGS TOTAL AGAINST

| Score | by | Date |
|-------|-------------|--------|
| 18 | Brighton | Oct-54 |
| 20 | S P O C | Jan-53 |
| 20 | Myer | Feb-53 |
| 22 | Myer | Oct-52 |
| 24 | Elders-G M | Oct-63 |
| 33 | W R E I | Feb-69 |
| 33 | Brighton | Feb-13 |
| 36 | Edwardstown | Jan-88 |
| 38 | Kelvinator | Jan-53 |
| 39 | Sturt | Nov-53 |

GRAND FINALS

| Result | Versus | Season |
|--------|----------------------|---------|
| won | Tubemakers | 1952-53 |
| won | Sturt | 1954-55 |
| lost | East Parade | 1967-68 |
| lost | Brighton | 1987-88 |
| won | Richmond Clarence Pk | 1994-95 |
| lost | Pooraka | 2002-03 |
| lost | Marion | 2003-04 |
| lost | Grange | 2013-14 |

MOST APPEARANCES

| Mch | Name |
|-----|--------------|
| 182 | GG Wilson |
| 153 | DJ Von Einem |
| 145 | JA Jacobs |
| 139 | CI Ansell |
| 114 | BF Birch |
| 108 | KG Lees |
| 97 | WA Margitich |
| 96 | HJ Davis |
| 91 | DJ Dixey |
| 91 | AJ Wilton |

BATTING**LEADING RUNSCORERS**

| Runs | Name | Mch | Inn | N O | H S | 100s | 50s | Ave |
|------|--------------|-----|------|-----|------|------|-----|--------|
| 3541 | JA Jacobs | 145 | 154 | 23 | 173 | 5 | 16 | 27.03 |
| 2825 | GG Wilson | 182 | 176 | 30 | 81* | | 10 | 19.35 |
| 2673 | WA Margitich | 97 | 111 | 9 | 162 | 3 | 14 | 26.21 |
| 2569 | AS Foster | 78 | 82 | 8 | 124* | 2 | 18 | 34.72 |
| 2566 | BF Birch | 114 | 1162 | 9 | 113 | 1 | 8 | 16.772 |
| 2416 | CI Ansell | 139 | 134 | 25 | 101 | 1 | 9 | 22.17 |
| 2128 | KG Lees | 108 | 123 | 25 | 96 | | 8 | 21.71 |
| 2124 | DJ Dixey | 91 | 103 | 11 | 112 | 1 | 8 | 23.09 |
| 2065 | KE Edwardes | 91 | 128 | 5 | 118 | 2 | 7 | 16.79 |
| 2048 | MT Baker | 72 | 86 | 14 | 136* | 1 | 13 | 28.44 |

HIGHEST SCORES

| HS | Name | Versus | Venue | Date |
|------|--------------|--------------|--------------------|--------|
| 175 | KL Hobbs | S P O C | Caterer Oval | Mar-52 |
| 173 | JA Jacobs | Brighton | Payneham Oval | Jan-04 |
| 168* | PJ Williams | Gepps Cross | Duncan Fraser Resv | Feb-84 |
| 162 | WA Margitich | Unley | Kingswood Oval | Nov-98 |
| 161* | LA Foster | Pembroke O S | Haslam Oval | Dec-18 |
| 155 | PC Roberts | University | Graduates Oval | Mar-49 |
| 151 | KJ Francis | Kensington | Linden Park Oval | Nov-60 |
| 144* | AE Baker | Gepps Cross | Duncan Fraser Resv | Feb-88 |
| 143 | NP Zachat | Hope Valley | Payneham Oval | Nov-14 |
| 137 | LA Foster | S P O C | Wilson Oval | Nov-13 |

BEST PARTNERSHIPS

| Wkt | Score | Batsmen | Opposition | Date |
|-----|-------|-----------------------|-------------|--------|
| 1 | 227 | D Jacobi WA Margitich | Unley | Nov-98 |
| 2 | 200 | NP Zachat MW Lewis | Hope Valley | Nov-14 |
| 3 | 222 | PJ Raymond JA Jacobs | S P O C | Oct-02 |
| 4 | 242* | AN Wilson AS Foster | Old Scotch | Nov-02 |
| 5 | 202 | KJ Francis RL Potter | Sturt | Oct-57 |
| 6 | 157 | CM Dawson N Harnas | Pooraka | Feb-13 |
| 7 | 157* | RW Rutter JA Jacobs | Brighton | Dec-94 |
| 8 | 130 | GG Wilson RG Smith | S P O C | Feb-09 |
| 9 | 114 | KL Berndt DH Elliott | Brighton | Nov-56 |
| 10 | 143 | JA Jacobs MJ McKern | Brighton | Jan-04 |

MULTIPLE CENTURIES

| No | Name | Scores |
|----|--------------|-------------------------|
| 5 | JA Jacobs | 173 132* 121* 102* 102* |
| 5 | AE Baker | 144* 114 112 105* 100 |
| 3 | WA Margitich | 162 107 101 |
| 2 | KL Hobbs | 175 104* |
| 2 | LA Foster | 161*,137 |
| 2 | KJ Francis | 151 126 |
| 2 | NP Zachat | 143 117 |
| 2 | MF Ewens | 128* 103* |
| 2 | AS Foster | 124* 104 |
| 2 | PJ Raymond | 124 110 |
| 2 | KE Edwardes | 118 104 |
| 2 | WJM Ewing | 107 105* |
| 2 | S Dixey | 104* 104 |
| 2 | SJ Faulkner | 102 100 |

CENTURIES

| Name | Score |
|--------------|-------|
| PJ Williams | 168* |
| PC Roberts | 155 |
| MT Baker | 136* |
| BT Schiller | 134 |
| AG Jarvis | 133 |
| MJ Perryman | 131 |
| WB Thyer | 129 |
| KW Davies | 129 |
| DC Oung | 127 |
| LJ Lambert | 123 |
| D Miller | 122 |
| HP Mundy | 119 |
| TM Goodwin | 116* |
| RW Edyvean | 116 |
| DJ Mackay | 115 |
| DJ Rowe | 114* |
| BF Birch | 113 |
| MP Selvanera | 113 |
| WH Toy | 113 |
| SD Heeps | 112* |
| DJ Dixey | 112 |
| CJ Tucker | 112 |
| DJ Manser | 111* |
| TA Goodwin | 111* |
| LM Scicluna | 110 |
| TM Ellis | 109* |
| W Baskett | 109 |
| JJ D'Antini | 109 |
| D Barry | 108 |
| MC Zerner | 108 |
| PG Semmens | 107* |
| CM Dawson | 107 |
| KL Berndt | 104 |
| RW Rutter | 102 |
| S Peach | 102 |
| AN Wilson | 101* |
| Ci Ansell | 101 |
| BJ Felice | 100* |

HIGHEST SEASON AGGREGATE

| Runs | Name | Season |
|------|-------------|---------|
| 601 | WJM Ewing | 1954/5 |
| 551 | MJ Perryman | 1967/8 |
| 508 | AS Foster | 2001/2 |
| 505 | HP Mundy | 1948/9 |
| 471 | KE Edwardes | 1954/5 |
| 465 | BF Birch | 1957/8 |
| 439 | DJ Dixey | 1988/9 |
| 437 | RW Rutter | 1994/5 |
| 424 | DA Holmes | 1991/2 |
| 420 | WH Toy | 1955/6 |
| 409 | AS Foster | 1999/00 |

HIGHEST AVERAGE (minimum 1000 runs)

| Ave | Name | Runs |
|-------|--------------|------|
| 47.68 | RW Rutter | 1192 |
| 47.64 | TM Goodwin | 1191 |
| 46.03 | AE Baker | 1427 |
| 34.72 | AS Foster | 2569 |
| 30.41 | HP Mundy | 1186 |
| 30.21 | PJ Raymond | 1692 |
| 29.92 | MT Baker | 1825 |
| 27.51 | NP Zachat | 1403 |
| 27.42 | MP Selvanera | 1508 |
| 27.41 | WJM Ewing | 1480 |
| 27.03 | JA Jacobs | 3541 |
| 26.27 | WA Margitich | 2673 |
| 25.75 | S Dixey | 1983 |

HIGHEST SEASON AVERAGE (minimum 5 innings)

| Ave | Name | Season |
|-------|--------------|---------|
| 72.83 | RW Rutter | 1994/5 |
| 61.83 | TM Goodwin | 1989/90 |
| 61.50 | DJ Williams | 2000/1 |
| 60.00 | MT Baker | 2010/1 |
| 58.00 | GG Wilson | 2002/3 |
| 56.44 | AS Foster | 2001/2 |
| 54.20 | CM Underwood | 2012/3 |
| 54.00 | DJ Von Einem | 1998/9 |
| 53.83 | TM Goodwin | 1990/1 |
| 52.50 | PG Semmens | 2007/8 |
| 49.67 | BL Matheson | 1993/4 |

BATTED THROUGH INNINGS

| Name | Score | Verses | Date |
|-----------|---------------|-------------|--------|
| WJM Ewing | 31 of 107 | Tubemakers | Mar-53 |
| HP Mundy | 69 of 193 | Glenelg | Mar-49 |
| BJ Felice | 100* of 9-273 | Rich'd CP | Mar 04 |
| CI Ansell | 101 of 6-176 | Flinders Un | Nov-16 |

BOWLING**LEADING WICKET TAKERS**

| Wkts | Name | Balls | Mdn | Runs | BBI | BBM | 5wl | 10wM | E/R | S/R | Ave |
|------|--------------|-------|-----|------|-------|---------|-----|------|-------|-------|-------|
| 372 | HJ Davis | 9734 | 145 | 4369 | 7--28 | 11--50 | 20 | 4 | 44.67 | 35.20 | 15.72 |
| 372 | GG Wilson | 13123 | 528 | 5867 | 8--17 | 9--48 | 17 | | 44.71 | 35.28 | 15.77 |
| 360 | DJ Von Einem | 13840 | 584 | 5445 | 8--44 | 9--81 | 15 | | 39.34 | 38.44 | 15.13 |
| 296 | JSH Bickle | 8664 | 185 | 3677 | 9--41 | 12--68 | 18 | 3 | 42.44 | 29.27 | 12.42 |
| 249 | CI Ansell | 10436 | 462 | 4551 | 7--40 | 8--45 | 7 | | 43.61 | 41.91 | 18.28 |
| 235 | JA Jacobs | 8999 | 397 | 3777 | 7--25 | 10--106 | 5 | 1 | 41.97 | 38.29 | 16.07 |
| 203 | PQ Hoffmann | 7338 | 279 | 3087 | 8--45 | 11--67 | 12 | 2 | 42.07 | 36.15 | 15.21 |
| 177 | AR McKenzie | 5818 | 249 | 1889 | 7--29 | 10--31 | 9 | 1 | 32.47 | 32.87 | 10.67 |
| 162 | C Payne | 4762 | 108 | 1903 | 7--42 | 10--74 | 8 | 1 | 39.96 | 29.40 | 11.75 |
| 125 | RG Smith | 3791 | 141 | 1857 | 7--42 | 7--42 | 6 | | 48.98 | 30.33 | 14.86 |

BEST AVERAGE (minimum 100 wkts)

| Ave | Name | Wkts | Mtchs |
|-------|------------------|------|-------|
| 10.67 | AR McKenzie | 177 | 68 |
| 11.74 | HJ Davis | 372 | 96 |
| 11.75 | C Payne | 162 | 40 |
| 11.76 | Z Wrobel | 100 | 27 |
| 11.83 | HM Harrold | 122 | 33 |
| 12.42 | JSH Bickle | 296 | 88 |
| 12.72 | DJ Von Einem Snr | 119 | 64 |
| 13.45 | AF Smith | 114 | 48 |
| 14.86 | RG Smith | 125 | 55 |
| 15.13 | DJ Von Einem | 360 | 153 |

BEST BOWLING in INNINGS

| BBI | Name | Versus | Date |
|-------|--------------|---------------|--------|
| 9--41 | JSH Bickle | Kensington | Dec-68 |
| 9--62 | SC Colley | Flinders Park | Mar-20 |
| 8--17 | GG Wilson | Clarence Park | Oct-84 |
| 8--42 | R Miller | S P O C | Jan-70 |
| 8--44 | DJ Von Einem | Ingle Farm | Feb-94 |
| 8--45 | PQ Hoffmann | Clarence Park | Oct-84 |
| 8--46 | D Debney | Elder Smith | Mar-56 |
| 8--62 | GM Vincent | S P O C | Nov-93 |
| 7--8 | MJ McKern | Pooraka | Dec-06 |
| 7--14 | PQ Hoffmann | Edwardstown | Jan-88 |

BEST ECONOMY RATE (minimum 100 wkts)

| Rate | Name | Wkts | Mtchs |
|-------|------------------|------|-------|
| 32.47 | AR McKenzie | 177 | 68 |
| 37.60 | Z Wrobel | 100 | 27 |
| 39.34 | DJ Von Einem | 360 | 153 |
| 39.96 | C Payne | 162 | 40 |
| 40.09 | HM Harrold | 122 | 33 |
| 41.97 | JA Jacobs | 235 | 145 |
| 42.07 | PQ Hoffmann | 203 | 79 |
| 42.34 | DJ Von Einem Snr | 119 | 64 |
| 42.44 | JSH Bickle | 296 | 88 |
| 43.54 | JLF Ward | 107 | 50 |

BEST BOWLING in MATCH

| BBM | Name | Versus | Date |
|--------|-------------|-------------------|--------|
| 12--50 | G Curry | Commonwealth Bank | Dec-73 |
| 12--68 | JSH Bickle | Burnside | Jan-68 |
| 11--47 | M Whitford | Henley | Oct-73 |
| 11--50 | HJ Davis | Clarence Park | Nov-52 |
| 11--67 | PQ Hoffmann | P A O C | Nov-87 |
| 11--67 | JW Plummer | Brighton | Oct-78 |
| 11--72 | HJ Davis | Brighton | Feb-56 |
| 11--85 | SC Colley | Flinders Park | Mar-20 |
| 11--86 | PD Vaughton | Old Ignatians | Jan-76 |
| 11--90 | D Debney | Elder Smith | Mar-56 |

BEST STRIKE RATE (minimum 100 wkts)

| Rate | Name | Wkts | Mtchs |
|-------|------------------|------|-------|
| 26.17 | HJ Davis | 372 | 96 |
| 29.27 | JSH Bickle | 296 | 88 |
| 29.40 | AF Smith | 114 | 48 |
| 29.40 | C Payne | 162 | 40 |
| 29.50 | HM Harrold | 122 | 33 |
| 30.05 | DJ Von Einem Snr | 119 | 64 |
| 30.33 | RG Smith | 141 | 55 |
| 31.28 | Z Wrobel | 100 | 27 |
| 32.87 | AR McKenzie | 177 | 68 |
| 35.28 | GG Wilson | 372 | 182 |

HAT TRICKS

| Name | Versus | Date |
|--------------|---------------|--------|
| VW Wilkinson | Myer | Oct-52 |
| JSH Bickle | S P O C | Oct-55 |
| R Miller | S P O C | Jan-70 |
| PD Vaughton | Old Scotch | Dec-75 |
| GG Wilson | Clarence Park | Oct-84 |
| RG Smith | Hope Valley | Jan-12 |
| CI Ansell | A H O S | Jan-13 |
| MA Fenwick | Unley | Feb-01 |

5 WICKETS IN INNINGS (CAREER)

| 5wl | Name |
|-----|--------------|
| 20 | HJ Davis |
| 18 | JSH Bickle |
| 17 | GG Wilson |
| 15 | DJ Von Einem |
| 12 | PQ Hoffmann |
| 9 | AR McKenzie |
| 8 | MS Dalton |
| 8 | C Payne |
| 8 | MJ McKern |
| 7 | CI Ansell |
| 6 | M Butler |
| 6 | HM Harrold |
| 6 | RG Smith |
| 6 | AF Smith |

10 WICKETS IN MATCH (CAREER)

| 10wM | Name |
|------|-------------|
| 4 | HJ Davis |
| 3 | JSH Bickle |
| 2 | PQ Hoffmann |
| 1 | JA Jacobs |
| 1 | AR McKenzie |
| 1 | C Payne |
| 1 | G Curry |
| 1 | DM Curtin |
| 1 | D Debney |
| 1 | JW Plummer |
| 1 | PD Vaughton |
| 1 | KJ Duke |
| 1 | B Chapman |
| 1 | M Boffa |
| 1 | M Whitford |

HIGHEST SEASON AGGREGATE

| Wkts | Name | Season |
|------|------------|---------|
| 63 | HJ Davis | 1952/3 |
| 51 | HJ Davis | 1955/6 |
| 51 | C Payne | 1970/1 |
| 47 | C Payne | 1969/70 |
| 46 | JG Squire | 1952/3 |
| 44 | E Milde | 1946/7 |
| 44 | E Milde | 1946/7 |
| 43 | KJ Duke | 1961/2 |
| 43 | JSH Bickle | 1968/9 |
| 42 | M Gilkes | 1972/3 |

BEST SEASON AVERAGE (min. 10 wkts)

| Ave | Name | Season |
|------|-------------|---------|
| 4.27 | M Whitford | 1973/4 |
| 6.63 | R Ormond | 1973/4 |
| 6.70 | E Manuell | 1959/60 |
| 6.85 | Z Wrobel | 1967/8 |
| 7.05 | JSH Bickle | 1967/8 |
| 7.08 | AR McKenzie | 1981/2 |
| 7.21 | HJ Davis | 1952/3 |
| 7.28 | AR McKenzie | 1976/7 |
| 7.29 | GG Wilson | 1982/3 |
| 7.55 | JLF Ward | 1971/2 |

BEST SEASON STRIKE RATE (min. 10 wkts)

| Rate | Name | Season |
|-------|------------|---------|
| 11.00 | M Whitford | 1973/4 |
| 14.20 | E Manuell | 1959/60 |
| 15.87 | HP Mundy | 1951/2 |
| 18.46 | B Chapman | 1959/60 |
| 19.10 | HJ Davis | 1952/3 |
| 19.40 | R Miller | 1969/70 |
| 19.47 | R Ormond | 1973/4 |
| 19.77 | HP Mundy | 1948/9 |
| 20.54 | RG Smith | 2012/3 |
| 20.95 | BL Smith | 1950/1 |

BEST SEASON ECONOMY RATE (min. 10 wkts)

| Rate | Name | Season |
|-------|----------------|--------|
| 25.74 | DJ Von Einem | 1998/9 |
| 28.03 | JSH Bickle | 1967/8 |
| 28.70 | GG Wilson | 1982/3 |
| 28.96 | M Panditaratne | 2018/9 |
| 29.14 | AR McKenzie | 1983/4 |
| 29.44 | JA Jacobs | 1997/8 |
| 29.49 | SW Sykes | 1981/2 |
| 29.78 | AS Foster | 2002/3 |
| 30.38 | Z Wrobel | 1967/8 |
| 30.94 | JA Jacobs | 2008/9 |

5 WICKETS IN INNINGS (SEASON)

| 5wl | Name | Season |
|-----|------------|--------|
| 7 | HJ Davis | 1952/3 |
| 6 | HJ Davis | 1955/6 |
| 5 | M Gilkes | 1972/3 |
| 4 | E Milde | 1946/7 |
| 4 | C Payne | 169/70 |
| 4 | KJ Duke | 1961/2 |
| 4 | JSH Bickle | 1967/8 |
| 4 | GG Wilson | 1984/5 |

10 WICKETS IN MATCH (SEASON)

| 10wM | Name | Season |
|------|------------|---------|
| 2 | HJ Davis | 1952/3 |
| 2 | JSH Bickle | 1967/8 |
| 1 | HJ Davis | 1955/6 |
| 1 | JSH Bickle | 1955/6 |
| 1 | D Debney | 1955/6 |
| 1 | B Chapman | 1959/60 |
| 1 | KJ Duke | 1961/2 |
| 1 | C Payne | 1969/70 |
| 1 | G Curry | 1973/74 |

W/KEEPING

Best available information – records spasmodic

MOST DISMISSALS

| Dis. | Name | Ctch | Stump | Byes |
|------|-------------|------|-------|------|
| 131 | AJ Wilton | 110 | 21 | 308 |
| 85 | SJ Faulkner | 68 | 17 | 312 |
| 61 | KL Berndt | 35 | 26 | 274 |
| 45 | MT Baker | 34 | 11 | 141 |
| 45 | LM Durdin | 45 | 0 | 105 |
| 44 | DH Williams | 31 | 13 | 76 |
| 43 | RW Hodder | 25 | 18 | 141 |
| 42 | JY Boerema | 38 | 4 | 99 |
| 40 | P Parry | 36 | 4 | 109 |
| 36 | DR Jennings | 29 | 7 | 93 |

6 DISMISSALS IN AN INNINGS

5 catches + 1 stumping

TJ Hynd v Edwardstown 1985/86



2nd XI T20 Cup Competitions

20 OVER COMPETITION

PLAYED: Variously Sundays & Weekday evenings

Played: 2004/05 - 2006/2007
Continued: 2012/13 - 2019/2020
Continued: 2021-22 >



| |
|-------------|
| TEAM |
|-------------|

CONTEST

| Season | Division/Zone | No of Div/Zones | Asscn | Comp. Style | Finals structure |
|-------------------|--------------------|------------------------|-------|-----------------|--------------------------|
| 2005/06 – 2006/07 | 2 | 2/0 | ATCA | Knockout | 1 v 2 |
| 2007/08 | Veterans | 2/0 | ATCA | Knockout | 1 v 2 |
| 2012/13 | 2/2 | 2/4 | ATCA | Round Robin (3) | Rounds of 16, QF, SF, GF |
| 2013/14 | 2/4 | 2/6 | ATCA | Round Robin (3) | Rounds of 16, QF, SF, GF |
| 2014/15 | 2/3 | 2/7 | ATCA | Round Robin (3) | Rounds of 16, QF, SF, GF |
| 2015/16 | 2/3 | 2/8 | ATCA | Round Robin (3) | Rounds of 16, QF, SF, GF |
| 2016/17 – 2017/18 | 2/2 | 3/9 | ATCA | Round Robin (3) | Rounds of 16, QF, SF, GF |
| 2018/19 | 2/4 | 3/6 | ATCA | Round Robin (3) | Rounds of 16, QF, SF, GF |
| 2010/20 | 3/6-6-5 | 2/4 | ATCA | Round Robin (3) | Rounds of 16, QF, SF, GF |
| 2021/22 | 3/7 | 1/4-3/2-3/7 | ATCA | Round Robin (3) | Rounds of 16, QF, SF, GF |
| | Div'n/Pools | No of Div/Pools | | | |
| 2022/23 | 3/B | 1/5-2/4-3/4 | ATCA | Round Robin (5) | Rounds of 16, QF, SF, GF |

HIGHEST INNINGS TOTAL

| Score | Versus | Date |
|--------|--------------|--------|
| 5--193 | Unley | Oct-13 |
| 7--156 | Rostrevor OC | Dec-13 |
| 6--152 | Walkerville | Dec-14 |
| 6--151 | Goodwood | Jan-15 |
| 6--139 | P A O C | Dec-17 |
| 4--138 | Hectorville | Nov-12 |
| 5--133 | P A O C | Jan-14 |
| 7--133 | S P O C | Dec-14 |
| 6--129 | Pembroke O S | Dec-22 |
| 3--123 | Pulteney OS | Oct-13 |

LOWEST 20 OVER INNINGS TOTAL

| Score | Versus | Date |
|-------|---------------------|--------|
| 63 | Walkerville | Nov-07 |
| 67 | Goodwood | Nov-16 |
| 74 | P A O C | Nov-05 |
| * 76 | Adelaide University | Nov-19 |
| 76 | S H O C | Nov-06 |
| 80 | Kilburn | Dec-12 |
| 83 | Walkerville | Dec-15 |
| 83 | Adelaide University | Nov-22 |
| 86 | Adelaide University | Dec-18 |
| 88 | P A O C | Feb-15 |

* all out

HIGHEST INNINGS TOTAL AGAINST

| Score | Versus | Date |
|--------|---------------------|---------|
| 4--182 | Grange | Dec-05 |
| 5--163 | Adelaide University | Jan-22 |
| 7--154 | Unley | Oct-13 |
| 5--136 | Adelaide University | Dec -18 |
| 8--133 | Goodwood | Nov-17 |
| 9--131 | P A O C | Jan-14 |
| 127 | Mawson Lakes | Dec-18 |
| 8--124 | P A O C s.f. | Feb-15 |
| 4--122 | Pulteney OS | Oct-13 |
| 7--121 | Hectorville | Jan-13 |

LOWEST 20 OVER INNINGS TOTAL AGAINST

| Score | Versus | Date |
|-------|---------------|--------|
| 72 | P A O C | Nov-05 |
| 80 | Kilburn | Dec-12 |
| 80 | Hope Valley | Jan-15 |
| 82 | Goodwood | Jan-15 |
| 88 | S H O C | Nov-06 |
| 88 | Rostrevor O C | Oct-12 |
| 95 | Para Hills | Jan-14 |
| 91 | Pulteney O S | Dec-16 |
| 99 | Walkerville | Dec-14 |

GRAND FINALS

| Result | Versus | Date |
|--------|--------------|--------|
| Won | Concordia OC | Feb-13 |

MOST APPEARANCES

| Mch | Name |
|-----|--------------|
| 20 | MT Baker |
| 19 | ME Matschoss |
| 17 | RG Smith |
| 17 | GC Rose |
| 16 | N Harnas |
| 13 | LM Durdin |

BATTING**LEADING RUNSCORERS**

| Runs | Name | Mch | Inn | N O | H S | 100s | 50s | Rate | Ave |
|------|--------------|-----|-----|-----|-----|------|-----|--------|-------|
| 313 | NP Zachat | 12 | 12 | 1 | 86 | | 1 | 103.99 | 28.45 |
| 191 | MT Baker | 20 | 19 | 0 | 42 | | | ?? | 10.05 |
| 172 | JJ Eckermann | 13 | 13 | 5 | 43* | | | 103.31 | 21.50 |
| 131 | LA Foster | 8 | 8 | 1 | 45* | | | 65.17 | 18.71 |
| 120 | FL D'Antini | 11 | 10 | 2 | 36* | | | 110.23 | 15.00 |
| 119 | JJ Abbot | 7 | 7 | 0 | 35 | | | ?? | 17.00 |
| 118 | RHJ Westley | 6 | 6 | 0 | 54 | | 1 | ?? | 19.67 |
| 116 | KW Davies | 5 | 5 | 0 | 33 | | | 74.79 | 23.20 |
| 114 | CM Underwood | 4 | 4 | 1 | 51 | | 1 | 183.87 | 38.00 |
| 113 | JJ D'Antini | 9 | 8 | 2 | 42* | | | 104.63 | 18.38 |

HIGHEST SCORES

| HS | Name | Versus | Venue | Date |
|-----|--------------|--------------------|----------------|--------|
| 86 | NP Zachat | Unley | Payneham Oval | Oct-13 |
| 62* | LM Scicluna | Walkerville | Payneham Oval | Dec-14 |
| 54 | RHJ Westley | Concordia O C g.f. | Payneham Oval | Feb-13 |
| 54 | N Harnas | Rostrevor O C | Rostrevor Col. | Dec-13 |
| 54 | CJ Tucker | P A O C | Park 9 | Dec-17 |
| 52* | RG Smith | Adelaide Rockets | Payneham Oval | Nov-14 |
| 51 | CM Underwood | Hectorville | Payneham Oval | Nov-12 |
| 49 | JA Bennetts | P A O C | PAC Back Oval | Dec-22 |
| 47 | NP Zachat | Hectorville | Payneham Oval | Nov-12 |
| 45* | LA Foster | Goodwood | Goodwood Oval | Jan-13 |

BEST PARTNERSHIPS

| Wkt | Score | Batsmen | Opposition | Date |
|-----|-------|-----------------------------|------------------|--------|
| 1 | 112 | NP Zachat KW Davies | Unley | Oct-13 |
| 2 | 65 | LA Foster CM Underwood | Goodwood | Jan-13 |
| 3 | 53 | NP Zachat CM Underwood | Hectorville | Nov-12 |
| 4 | 59* | JJ Eckermann FL D'Antini | Pulteney OS | Oct-13 |
| 5 | 39 | MT Baker FL D'Antini | Hope Valley | Jan-13 |
| 6 | 74 | JJ Abbot J Ghelani | Adelaide Rockets | Jan-17 |
| 7 | 60 | S Marotti RG Smith | Adelaide Rockets | Nov-14 |
| 8 | 28* | TN Launer AJ Wilton | Rostrevor O C | Dec-13 |
| 9 | 28 | S Marotti TH Launer | P A O C | Feb-15 |
| 10 | 19 | LS Roberts AM Evans | Grange | Jan-16 |

BATTED through INNINGS

| Name | Score | vs | Date |
|-----------|-------------|-------------|--------|
| NP Zachat | 38* of 3/83 | Hope Valley | Jan-15 |

HIGHEST RUN RATE (minimum 5 innings)

| Rate | Name | Inn |
|--------|--------------|-----|
| 127.63 | LM Scicluna | 5 |
| 110.23 | FL D'Antini | 10 |
| 104.63 | JJ D'Antini | 8 |
| 103.99 | NP Zachat | 11 |
| 103.31 | JJ Eckermann | 13 |
| 93.75 | AJ Donald | 6 |
| 92.31 | RG Smith | 10 |
| 81.08 | CI Ansell | 10 |
| 78.67 | MT Baker | 15 |
| 74.79 | KW Davies | 5 |

BOWLING**LEADING WICKET TAKERS**

| Wkts | Name | Over | Mdn | Runs | BBI | 4wl | E/R | S/R | Ave |
|------|--------------|------|-----|------|-------|-----|------|-------|-------|
| 22 | ME Matschoss | 62 | 1 | 365 | 4--20 | 1 | 5.89 | 16.91 | 16.59 |
| 19 | CI Ansell | 40 | 3 | 218 | 4--8 | 1 | 5.45 | 12.63 | 11.47 |
| 16 | RG Smith | 51.1 | 1 | 249 | 3--10 | | 4.87 | 19.19 | 15.56 |
| 16 | JG Patel | 36.1 | 2 | 165 | 5--6 | | 4.56 | 13.56 | 10.31 |
| 15 | JJ D'Antini | 14.2 | 1 | 84 | 5--3 | 2 | 5.86 | 5.73 | 5.60 |
| 15 | NP Zachat | 30 | 1 | 175 | 4-21 | 1 | 5.83 | 12.00 | 11.67 |
| 14 | FL D'Antini | 43 | 5 | 168 | 5--8 | 1 | 3.91 | 18.43 | 12.00 |
| 13 | MB Hughes | 30.3 | 1 | 177 | 4--18 | 1 | 5.80 | 14.08 | 13.62 |
| 12 | AJ Donald | 34.3 | 2 | 172 | 3--9 | | 4.99 | 17.25 | 14.33 |
| 9 | CM Underwood | 13 | 0 | 42 | 5--8 | 1 | 3.23 | 8.67 | 4.67 |

Runs/ov

BEST ECONOMY RATE (min. 5 matches)

| Rate | Name | Wkts |
|------|-------------|------|
| 3.87 | SW Lucas | 4 |
| 3.91 | FL D'Antini | 14 |
| 4.56 | JG Patel | 16 |
| 4.87 | RG Smith | 16 |
| 4.99 | AJ Donald | 12 |
| 5.41 | WR Bakewell | 6 |
| 5.45 | CI Ansell | 19 |
| 5.80 | MB Hughes | 11 |
| 5.83 | NP Zachat | 15 |
| 5.86 | JJ D'Antini | 15 |

BEST BOWLING in INNINGS

| BBI | Name | Versus | Date |
|---------|--------------|--------------|--------|
| 5--2 | J Seadon | P A O C | Nov-21 |
| 5--3 | JJ D'Antini | Hope Valley | Jan-15 |
| + 5--6 | JG Patel | Pulteney O S | Dec-16 |
| 5--8 | CM Underwood | Hope Valley | Jan-13 |
| 5--8 | FL D'Antini | Para Hills | Jan-14 |
| + 5--14 | JJ D'Antini | Walkerville | Dec-14 |
| 4--8 | CI Ansell | S P O C | Dec-14 |
| 4--17 | LS Roberts | Grange | Jan-16 |
| 4--18 | MB Hughes | Mawson Lakes | Dec-18 |

+ Hat Trick

BEST STRIKE RATE (minimum 10 wkts)

| Rate | Name | Wkts |
|-------|--------------|------|
| 5.73 | JJ D'Antini | 15 |
| 12.00 | NP Zachat | 15 |
| 12.63 | CI Ansell | 19 |
| 13.56 | JG Patel | 16 |
| 14.08 | MB Hughes | 11 |
| 16.91 | ME Matschoss | 22 |
| 17.25 | AJ Donald | 12 |
| 18.43 | FL D'Antini | 14 |
| 19.19 | RG Smith | 16 |

4 WICKETS IN INNINGS (CAREER)

| 4wl | Name |
|-----|------------------|
| 2 | JJ D'Antini |
| 1 | CM Underwood |
| 1 | FL D'Antini |
| 1 | JG Patel |
| 1 | ME Matschoss |
| 1 | CI Ansell et al. |

HAT TRICKS

| Name | Versus | Date |
|--------------|---------------|--------|
| CM Underwood | Rostrevor O C | Oct-12 |
| JJ D'Antini | Walkerville | Dec-14 |
| JG Patel | Pulteney O S | Dec-16 |

W/KEEPING

| Dis. | Name | Ctch | Stump | Byes |
|------|---------------|------|-------|------|
| 8 | AJ Wilton | 3 | 5 | 13 |
| 5 | S Marroti | 3 | 2 | 17 |
| 5 | LM Durdin | 4 | 1 | 9 |
| 3 | MT Baker | 2 | 1 | 0 |
| 2 | SJ Zachat | 2 | | 0 |
| 2 | SS Athurugiri | 1 | 1 | 4 |
| 2 | CP O'Donnell | 2 | | 0 |
| 2 | F Sergi | 1 | 1 | 4 |



2nd IX Women Regular (T20) Competition

20 OVER COMPETITION

PLAYED: Sundays

**Some seasons - 2 competitions
Spring & Summer**

Played: 2019/20-2012/22

Recommenced: 2023/24



TEAM**CONTEST**

| Season | Division | No of Divisions | Asscn | Comp. Style | Finals structure |
|-------------------|-----------------|------------------------|--------------|--------------------|---------------------------|
| 2019/20 (summer) | 1 | 1 | ATCA | Round Robin | 1v4, 2v3, winner v winner |
| 2020/21 – 2021/22 | 1 | 1 | ATCA | Round Robin | 1v4, 2v3, winner v winner |
| 2023/2024 | 2 | 2 | ATCA | Round Robin | 1v4, 2v3, winner v winner |

CAPTAINS

| | |
|--------------------|----------------|
| 2019/20 -- 2020/21 | Maeve Edwards |
| 2021/22 | Eloise Jansen |
| 2023/24 | Acardia Harmer |

HIGHEST INNINGS TOTAL

| Score | Versus | Date |
|----------|---------------------|--------|
| 1--107 | Glenelg Black | Feb-20 |
| 2--107 | Glenelg Black | Jan-21 |
| + 6--105 | Eastern Falcons | Nov-23 |
| 3--103 | Northern Districts | Mar-20 |
| 0--100 | Woodville South | Oct-21 |
| 5-98 | Gaza | Feb-24 |
| 2--95 | Reynella | Jan-24 |
| 6--95 | Gepps Cross Red | Feb-21 |
| 5--92 | Reynella | Nov-23 |
| 6--91 | Adelaide University | Nov-20 |

LOWEST 20 OVER INNINGS TOTAL

| Score | Versus | Date |
|-------|---------------|--------|
| 27 | Kensington | Feb-24 |
| 29 | Pooraka | Oct-22 |
| 33 | Hope Valley | Nov-23 |
| 37 | Reynella | Dec 21 |
| 38 | Pooraka | Jan-22 |
| 43 | Sturt | Mar-20 |
| 44 | Port Adelaide | Oct-23 |
| 54 | Payneham Red | Jan-20 |
| 65 | Para Hills | Nov-20 |

HIGHEST INNINGS TOTAL AGAINST

| Score | Versus | Date |
|-----------|--------------------|--------|
| 2--176 | Pooraka | Oct-22 |
| + 1--166 | Eastern Falcons | Nov 23 |
| 4--144 | Adelaide | Feb-22 |
| ++ 7--125 | Kensington | Nov-23 |
| 122 | Woodville South | Oct-23 |
| 3-117 | Woodville South | Mar-24 |
| 4--112 | Reynella | Nov-23 |
| 6--110 | Payneham Red | Oct-21 |
| 1--108 | Northern Districts | Mar-20 |
| 3--104 | Payneham Red | Feb-21 |

LOWEST 20 OVER INNINGS TOTAL AGAINST

| Score | Versus | Date |
|-------|-----------------|--------|
| 6--57 | Port Adelaide | Dec-21 |
| 59 | Gaza | Oct-23 |
| 64 | Woodville South | Oct-21 |
| 4--75 | Glenelg Black | Jan-20 |
| 7--76 | Eastern Falcons | Jan-24 |
| 84 | Payneham Red | Feb-22 |

GRAND FINALS

| Result | Versus | Date |
|--------|--------|------|
|--------|--------|------|

MOST APPEARANCES

| Mch | Name |
|-----|-------------|
| 39 | AL Freeman |
| 26 | EC Jansen |
| 25 | SS Bansal |
| 22 | HT Clark |
| 22 | AI Doyle |
| 20 | A Nair |
| 17 | LA Thompson |
| 16 | MM Edwards |
| 16 | AB Harmer |
| 15 | L Sampson |

BATTING**LEADING RUNSCORERS**

| Runs | Name | Mch | Inn | N O | H S | 40s | 4s | Ave |
|------|--------------|-----|-----|-----|-----|-----|----|-------|
| 319 | EC Jansen | 26 | 2 3 | 6 | 37* | | 27 | 18.76 |
| 235 | MM Edwards | 16 | 15 | 4 | 48* | 1 | 22 | 21.36 |
| 211 | A Nair | 20 | 18 | 4 | 28* | | 6 | 15.07 |
| 207 | SS Bansal | 25 | 24 | 8 | 26* | | 8 | 12.94 |
| 197 | AB Harmer | 16 | 13 | 3 | 64* | 2 | 29 | 19.70 |
| 128 | LA Thompson | 17 | 16 | 2 | 27* | | 7 | 9.85 |
| 101 | AL Freeman | 39 | 24 | 6 | 19* | | | 5.61 |
| 77 | L Litchfield | 12 | 10 | 3 | 29 | | 5 | 11.00 |
| 75 | AI Doyle | 22 | 13 | 3 | 19 | | 4 | 7.50 |
| 74 | R Adinga | 14 | 14 | 2 | 16 | | | 6.17 |

HIGHEST SCORES

| HS | Name | Versus | Venue | Date |
|-----|--------------|---------------------|-------------------------|--------|
| 64* | AB Harmer | Eastern Falcons | Summit S&R No1 | Nov-23 |
| 51* | AB Harmer | Reynella | Flinders Uni No.2 | Jan-24 |
| 48* | MM Edwards | Glenelg Black | Cabra Dominican Col. | Feb-20 |
| 42 | JA Hall | Northern Districts | The Paddocks No.1 | Mar-20 |
| 37* | EC Jansen | Glenelg | Payneham Oval | Jan-22 |
| 33* | MM Edwards | Para Hills | Para Hills No.1 | Jan-21 |
| 31* | A Salah | Adelaide University | Devitt Oval | Feb-20 |
| 30* | EC Jansen | Woodville South | Ledger Resv | Feb-22 |
| 29* | J Mistry | Glenelg Black | Cabra Dominican Col. | Feb-20 |
| 29 | L Litchfield | Gepps Cross Red | Duncan Fraser Resv No.2 | Feb-21 |
| 28* | A Nair | Gepps Cross Red | Payneham Oval | Dec-20 |

BEST PARTNERSHIPS

| Wkt | Score | Baters | Opposition | Date |
|-----|-------|----------------------------------|---------------------|---------|
| 1 | 100* | Subedhaa Bansal Eloise Jansen | Woodville South | Feb- 22 |
| 2 | 89* | Jinish Mistry Maeve Edwards | Glenelg Black | Feb-20 |
| 3 | 47* | Akshara Nair Joleen Hay | Adelaide University | Jan-21 |
| 4 | 26 | Subedhaa Bansal Alicia Doyle | Adelaide | Nov-21 |
| 5 | 86 | Arcadia Harmer Lara Sampson | Eastern Falcons | Nov-23 |
| 6 | 22 | Akshara Nair Rebecca Doyle | Adelaide University | Nov-20 |
| 7 | 12 | Eloise Jansen Disha Chanda | Reynella | Feb-21 |
| 8 | 16 | Eloise Jansen Lia Litchfield | Reynella | Feb-21 |

BATTED THROUGH INNINGS

| Name | Score | vs | Date |
|-----------|----------------|-----------------|---------|
| AB Harmer | 51* of 1/97 | Reynella | Jan_24 |
| EC Jansen | 37* of 2/77 | Glenelg | Jan-22 |
| A Salah | 31* of 4.892 | Adelaide Univ | Feb- 20 |
| EC Jansen | 30* of 0/100 + | Woodville South | Feb- 22 |
| J Mistry | 29* of 1/107 | Glenelg Black | Feb- 20 |
| SS Bansal | 26* of 0/100 + | Woodville South | Feb- 22 |
| SS Bansal | 23* of 5/70 | Adelaide | Nov-21 |
| EC Jansen | 20* of 3/70 | Reynella | Feb- 20 |

BOWLING**LEADING WICKET TAKERS**

| Wkts | Name | Over | Mdn | Runs | Wi | NB | BBI | 3wl | Econ | S/R | Ave |
|------|---------------|------|-----|------|----|----|-------|-----|------|-------|-------|
| 26 | EC Jansen | 72.4 | 6 | 350 | 49 | 22 | 3--7 | 4 | 4.82 | 16.77 | 13.46 |
| 16 | A Nair | 68.2 | 7 | 233 | 35 | 3 | 4--2 | 1 | 3.41 | 25.63 | 14.56 |
| 12 | SS Bansal | 43 | 2 | 237 | 27 | 14 | 3--28 | 1 | 5.51 | 21.50 | 19.75 |
| 12 | MM Edwards | 40.3 | 2 | 175 | 48 | 7 | 2--12 | | 4.32 | 20.25 | 14.58 |
| 12 | V Nanavati | 31 | 1 | 178 | 21 | 10 | 3-14 | 1 | 5.74 | 15.50 | 14.83 |
| 10 | M Roberts | 30.5 | 4 | 114 | 9 | 2 | 3--1 | 1 | 2.98 | 18.50 | 11.40 |
| 10 | LA Thompson | 31 | 2 | 143 | 21 | 7 | 2--7 | | 4.61 | 18.60 | 14.30 |
| 9 | AL Freeman | 69 | 1 | 366 | 49 | 12 | 1--4 | | 5.30 | 46.00 | 40.67 |
| 9 | O Gamage-Dona | 37 | 2 | 194 | 36 | 2 | 2-4 | | 5.24 | 24.67 | 21.56 |
| 9 | S Tammita | 35.5 | 2 | 149 | 7 | 3 | 3--20 | 1 | 4.16 | 23.89 | 16.56 |

Economy Rate = Runs / Over

BEST ECONOMY RATE (minimum 10 wkts)

| Rate | Name | Wkts |
|------|-------------|------|
| 3.41 | A Nair | 16 |
| 3.70 | M Roberts | 10 |
| 4.32 | MM Edwards | 12 |
| 4.61 | LA Thompson | 10 |
| 4.82 | EC Jansen | 26 |
| 5.51 | SS Bansal | 12 |
| 5.74 | V Nanavati | 12 |

BEST BOWLING in INNINGS

| BBI | Name | Versus | Date |
|-------|-----------|---------------------|---------|
| 4--2 | A Nair | Woodville South | Feb-22 |
| 3--1 | M Roberts | Reynella | Dec-21 |
| 3--5 | L Lowry | Woodville South | Oct -21 |
| 3--7 | EC Jansen | Eastern Falcons | Jan-22 |
| 3--10 | EC Jansen | Payneham Red | Feb-22 |
| 3--1 | EC Jansen | Woodville South | Oct-21 |
| 3--18 | MA Hay | Adelaide University | Jan-21 |
| 3--18 | EC Jansen | Adelaide University | Jan-21 |
| 3--20 | S Tammita | Reynella | Feb-20 |
| 2--5 | EC Jansen | Gepps Cross 2 | Nov-20 |

BEST STRIKE RATE (minimum 10 wkts)

| Rate | Name | Wkts |
|-------|-------------|------|
| 15.50 | V Nanavati | 12 |
| 16.77 | EC Jansen | 26 |
| 18.50 | M Roberts | 10 |
| 18.60 | LA Thompson | 10 |
| 20.25 | MM Edwards | 12 |
| 21.50 | SS Bansal | 12 |
| 25.63 | A Nair | 16 |

BEST AVERAGE (minimum 10 wkts)

| Ave. | Name | Wkts |
|-------|-------------|------|
| 11.40 | M Roberts | 10 |
| 13.46 | EC Jansen | 26 |
| 14.30 | LA Thompson | 10 |
| 14.56 | A Nair | 16 |
| 14.58 | MM Edwards | 12 |
| 14.83 | V Nanavati | 12 |
| 19.75 | SS Bansal | 12 |

HAT TRICKS

| Name | Versus | Date |
|------|--------|------|
| | none | |

3 WICKETS IN INNINGS (CAREER)

| 3wl | Name |
|-----|-------------------------|
| 4 | Eloise Jansen |
| 1 | Samantha Tammita |
| 1 | Joleen Hay |
| 1 | Akshara Nair and others |



3rd XI Regular Competition

2 DAY COMPETITION – 72 or 80 OVERS

PLAYED: **2 Saturdays: October-March**

Commenced: **1946/47**

Last Played: **continuing**



| |
|-------------|
| TEAM |
|-------------|

GRADES CONTESTED

| | | | |
|-------------------|------|----------|--------|
| 1946/47 | Only | Hard wkt | ETCA |
| 1947/48 – 1949/50 | A2 | Hard wkt | YMCACA |
| 1950/51 | A1 | Hard wkt | YMCACA |
| 1951/52 | A | Hard wkt | ETCA |
| 1952/53 – 1954/55 | A2 | Hard wkt | ETCA |
| 1955/56 | A1 | Hard wkt | ETCA |
| 1956/57 – 1961/62 | A3 | | ATCA |
| 1963/64 – 1963/64 | A4 | | ATCA |
| 1964/65 – 1965/66 | A3 | | ATCA |
| 1966/67 – 1971/72 | A4 | | ATCA |
| 1972/73 – 1976/77 | 3 | | ATCA |
| 1977/78 – 1996/97 | C | | ATCA |
| 1997/98 – 1999/00 | D | | ATCA |
| 2000/01 – 2003/04 | C | | ATCA |
| 2004/05 | C1 | | ATCA |
| 2005/06 – 2010/11 | B3 | | ATCA |
| 2011/12 – 2012/13 | B2 | | ATCA |
| 2013/14 – 2015/16 | C1 | | ATCA |

| | | |
|-------------------|----|------|
| 2016/17 | C2 | ATCA |
| 2017/18 | C1 | ATCA |
| 2018/19 >>2019/20 | C2 | ATCA |
| 2020/21 >> | C1 | ATCA |

No records .. 1946-47
 Limited records .. 1955-56

CAPTAINS

| | |
|---------|-----------------------|
| 1946/47 | C Ortlepp W Witton |
| 1947/48 | AR Rilstone |
| 1948/49 | G Rawson |
| 1949/50 | G Rawson |
| 1950/51 | VW Wilkinson |
| 1951/52 | VW Wilkinson |
| 1952/53 | VW Wilkinson |
| 1953/54 | VW Wilkinson |
| 1954/55 | BF Birch |
| 1955/56 | LW Pengilly |
| 1956/57 | BF Birch |
| 1957/58 | KH Elliott |
| 1958/59 | KE Edwardes |
| 1959/60 | R Duffy |
| 1960/61 | ** |
| 1961/62 | BJ Langston |
| 1962/63 | E Cook |
| 1963/64 | AF Smith |
| 1964/65 | AF Smith |
| 1965/66 | KJ Duke |
| 1966/67 | G Bicknell |
| 1967/68 | R Keen |
| 1968/69 | BJ Langston |
| 1969/70 | BJ Langston |
| 1970/71 | KG Plummer |
| 1971/72 | JSH Bickle |
| 1972/73 | B Foster |
| 1973/74 | BJ Langston |
| 1974/75 | C Cook |

| | |
|---------|-----------------------|
| 1975/76 | AR Martin |
| 1976/77 | AR Martin |
| 1977/78 | A Talbot |
| 1978/79 | KG Lees |
| 1979/80 | KG Lees |
| 1980/81 | MA Bradshaw |
| 1981/82 | RK Saunders |
| 1982/83 | RK Saunders |
| 1983/84 | KG Lees |
| 1984/85 | KG Lees |
| 1985/86 | RJ Wilton |
| 1986/87 | RJ Wilton |
| 1987/88 | BW Colborne |
| 1988/89 | BW Colborne |
| 1990/91 | SJ Falkner |
| 1991/92 | SJ Falkner |
| 1992/93 | PD Rebbeck |
| 1993/94 | SJ Falkner |
| 1994/95 | SJ Falkner |
| 1995/96 | AG Durdin |
| 1996/97 | MS Booth AG Durdin |
| 1997/98 | SJ Corcoran |
| 1998/99 | SJ Corcoran |
| 1999/00 | SL Slape |
| 2000/01 | GR Wasley |
| 2001/02 | NJ Padley SL Slape |
| 2002/03 | NJ Padley |
| 2003/04 | L Di Venuto |

| | |
|---------|-------------------------|
| 2004/05 | L Di Venuto |
| 2005/06 | L Di Venuto |
| 2006/07 | L Di Venuto |
| 2007/08 | SD Hunter JY Boerema |
| 2008/09 | DC Oung |
| 2009/10 | RG Smith |
| 2010/11 | RG Smith |
| 2011/12 | L Di Venuto |
| 2012/13 | RW Rutter |
| 2013/14 | DC Oung |
| 2014/15 | DC Oung RW Rutter |
| 2015/16 | RW Rutter |
| 2016/17 | RW Rutter |
| 2017/18 | JC Edginton |
| 2018/19 | AE Evans et al |
| 2019/20 | JC Edginton |
| 2020/21 | JC Edginton |
| 2021/22 | JD Novak |
| 2022/23 | JD Novak |
| 2023/24 | G Murthy |

HIGHEST INNINGS TOTAL

| Score | Versus | Date |
|--------|----------------------|---------|
| 8--369 | Pooraka | Oct -18 |
| 9--361 | Jury & Spiers | Jan-54 |
| 9--359 | Pooraka | Dec-91 |
| 9--358 | S P O C | Jan-88 |
| 6--349 | Ferryden Park | Oct-90 |
| 9--348 | Brahma Lodge | Dec-19 |
| 8--345 | Torrens Valley | Mar-91 |
| 6--343 | Grange | Dec-16 |
| 9--340 | Elders-U S A | Jan-05 |
| 7--333 | Richmond Clarence Pk | Oct-03 |

LOWEST COMPLETED INNINGS TOTAL

| Score | Versus | Date |
|----------|---------------|--------|
| 9--8 dec | Sturt | Nov-65 |
| 15 | Taxation | Oct-47 |
| 22 | Baulderstone | Dec-57 |
| 27 | Taxation | Feb-49 |
| 27 | Edwardstown | Nov-76 |
| 29 | Richmond Park | Nov-47 |
| 31 | Baulderstone | Jan-59 |
| 34 | Uraidla | Oct-51 |
| 34 | Ashton | Oct-53 |
| 37 | Clarence Park | Nov-60 |

HIGHEST INNINGS TOTAL AGAINST

| Score | by | Date |
|--------|----------------|--------|
| 8--452 | Modbury | Nov-05 |
| 8--441 | A H O S | Nov-97 |
| 7--429 | Marion | Jan-19 |
| 6--421 | PAOC | Feb-22 |
| 8--368 | Fulham | Dec-93 |
| 9--368 | Mumzone | Feb-48 |
| 8--366 | Hope Valley | Feb-10 |
| 9--340 | Mumzone | Dec-47 |
| 9--329 | Baulderstone | Feb-54 |
| 327 | Port Districts | Nov-08 |

LOWEST COMPLETED INNINGS TOTAL AGAINST

| Score | by | Date |
|-------|------------------------|--------|
| 12 | Charles Birks & Motors | Mar-51 |
| 20 | I C C A | Feb-11 |
| 23 | Burnside 2 | Oct-49 |
| 25 | Modbury | Jan-85 |
| 26 | Hamra Bros | Oct-50 |
| 28 | Tubemakers | Oct-70 |
| 29 | Paradise | Nov-51 |
| 30 | St Peters Youth Club | Mar-49 |
| 30 | S H O C | Oct-06 |
| 38 | K O C A | Oct-57 |

GRAND FINALS

| Result | Versus | Season |
|--------|----------------------|---------|
| won | Burnside 1 | 1949-50 |
| lost | S P O C | 1985-86 |
| won | Grange | 1988-89 |
| lost | S P O C | 1989-90 |
| won | Brighton | 1990-91 |
| lost | Adelaide University | 1991-92 |
| won | Fulham | 1993-94 |
| lost | Richmond Clarence Pk | 1994-95 |
| won | Woodville Rechabites | 1998-99 |
| lost | Unley | 2002-03 |
| lost | Trinity College O S | 2010-11 |
| Lost | Fulham | 2013-14 |
| Lost | Gepps Cross | 2016-17 |

MOST APPEARANCES

| Mch | Name |
|-----|--------------|
| 122 | SJ Corcoran |
| 119 | KG Lees |
| 118 | RK Saunders |
| 101 | SJ Faulkner |
| 100 | L Di Venuto |
| 96 | ME Matschoss |
| 94 | BJ Langston |
| 94 | VW Wilkinson |
| 84 | CP O'Donnell |
| 77 | NJ Padley |

ODD SPOTS

Lowest Overs for completed innings against

| Ov. | Wkt | Versus | Date |
|-----|-------|----------|--------|
| 3.5 | 6 ao. | Burnside | Jan-53 |

4 50s in an innings

| | Versus | SHOC | Date | Oct-19 |
|--|--------|--------|------|--------|
| | G | Murthy | | 85 |
| | AE | Evans | | 76 |
| | GC | Rose | | 66 |
| | JG | Patel | | 58 |

BATTING**LEADING RUNSCORERS**

| Runs | Name | Mch | Inn | N O | H S | 100s | 50s | Ave |
|------|--------------|-----|-----|-----|------|------|-----|-------|
| 2683 | SJ Corcoran | 122 | 133 | 12 | 94 | | 9 | 22.17 |
| 2635 | SJ Faulkner | 101 | 108 | 10 | 129 | 2 | 17 | 26.89 |
| 2351 | RK Saunders | 118 | 139 | 13 | 88 | | 7 | 18.66 |
| 2174 | KG Lees | 119 | 126 | 27 | 82 | | 6 | 21.96 |
| 2172 | BJ Langston | 94 | 134 | 26 | 111 | 1 | 7 | 20.11 |
| 1895 | DJ Dixey | 63 | 68 | 12 | 103* | 1 | 15 | 33.84 |
| 1685 | LW Pengilly | 63 | 88 | 10 | 110* | 1 | 8 | 21.6 |
| 1608 | CP O'Donnell | 84 | 79 | 17 | 152* | 1 | 5 | 25.94 |
| 1591 | AG Durdin | 56 | 62 | 4 | 141 | 2 | 9 | 27.43 |
| 1557 | AL Stagg | 70 | 75 | 9 | 128* | 3 | 3 | 23.59 |

HIGHEST SCORES

| HS | Name | Versus | Venue | Date |
|------|--------------|----------------------|---------------------|--------|
| 201* | PJ Mander | S P O C | Wilson Oval | Jan-88 |
| 161 | DJ Rowe | S P O C | Wilson Oval | Nov-91 |
| 152* | CP O'Donnell | Grange | Devitt Oval | Dec-91 |
| 150* | LM Durdin | Woodville Rechabites | Devitt Oval | Mar-20 |
| 143* | AS Foster | Walkerville | T K Shutter Resv | Dec-97 |
| 141 | G Heading | Kilburn | Trinity Gardens P S | Jan-71 |
| 141 | AG Durdin | Concordia OC | Devitt Oval | Nov-05 |
| 135* | VR Bhasker | Brighton | Devitt Oval | Feb-07 |
| 134 | JG Squire | Boulderstone | Wellington Rd P S | Mar-52 |
| 132* | AN Kulow | Kilburn | Devitt Oval | Feb-09 |

BEST PARTNERSHIPS

| Wkt | Score | Batsmen | Opposition | Date |
|-----|-------|----------------------------|----------------------|--------|
| 1 | 215 | AG Durdin MR Lilley | Concordia O C | Nov-05 |
| 2 | 165 | WA Margitich PJ Raymond | Rostrevor O C | Feb-95 |
| 3 | 179 | BL Matheson TA Goodwin | Richmond Clarence Pk | Oct-93 |
| 4 | 216* | AS Foster SJ Corcoran | Walkerville | Dec-97 |
| 5 | 160 | SB Lehmann R Suryanarayana | Elders-U S A | Jan-05 |
| 6 | 172 | DJ Williams AN Kulow | Kilburn | Feb-09 |
| 7 | 201 | PD Rebbeck CP O'Donnell | Grange | Dec-91 |
| 8 | 179* | AL Stagg SP Cowling | Richmond Clarence Pk | Oct-03 |
| 9 | 113* | D Marotti HJ Sautebin | Flinders Park | Feb-12 |
| 10 | 82 | SR Ey HJ Sautebin | SHOC | Oct-08 |

MULTIPLE CENTURIES

| No | Name | Scores |
|----|-------------|---------------------|
| 4 | SC Koster | 107, 103, 102*, 100 |
| 3 | AL Stagg | 128*, 113*, 111* |
| 3 | WH Manning | 106, 103, 102* |
| 2 | LM Durdin | 150*. 112* |
| 2 | AG Durdin | 141, 113 |
| 2 | VR Bhasker | 135*, 127 |
| 2 | SJ Faulkner | 129, 110 |
| 2 | DJ Williams | 125, 112 |
| 2 | DC Oung | 123, 101 |

CENTURIES

| Name | Score |
|--------------|----------------------------|
| PJ Mander | 201* |
| W Witton | 187 |
| DJ Rowe | 161 |
| CP O'Donnell | 152* |
| AS Foster | 143* |
| G Heading | 141 |
| JG Squire | 134 |
| AN Kulow | 132* |
| AG Jarvis | 131 |
| D Milne | 130 |
| JY Boerema | 127 |
| BL Matheson | 126* |
| BF Birch | 122 |
| I Abbasov | 120* |
| S Dixey | 118* |
| RHJ Westley | 112 |
| BJ Langston | 111 |
| LW Pengilly | 110* |
| SB Lehmann | 107 |
| KJ Francis | 105* |
| DJ Manser | 105* |
| WA Margitich | 105 |
| DJ Dixey | 103* |
| P Mitchell | 103 |
| A Kallos | 103 |
| GM Vincent | 102 |
| A Sapra | 101* |
| LR Roberts | 101* |
| NJ Padley | 100 |
| RG Hann | 100 |
| AM Evans | 100 |
| BF Cameron | 100 |
| L Fiegert | 1xx (exact figure unknown) |

HIGHEST SEASON AGGREGATE

| Runs | Name | Season |
|------|-------------|---------|
| 599 | SJ Faulkner | 1989/90 |
| 582 | SC Koster | 1993/4 |
| 483 | DJ Dixey | 1990/1 |
| 455 | DJ Dixey | 1991/2 |
| 421 | LM Durdin | 2019/20 |
| 418 | AR Martin | 1975/6 |
| 411 | SJ Corcoran | 1985/6 |
| 410 | SJ Faulkner | 1991/2 |
| 387 | LW Foley | 1994/5 |
| 374 | LW Pengilly | 1957/8 |

HIGHEST AVERAGE (minimum 500 runs)

| Ave | Name | Runs |
|-------|--------------|------|
| 45.48 | LM Durdin | 955 |
| 37.20 | DJ Rowe | 558 |
| 37.10 | SC Koster | 1447 |
| 36.68 | PJ Mander | 1137 |
| 34.92 | RW Rutter | 1327 |
| 33.84 | DJ Dixey | 1895 |
| 33.22 | DJ Williams | 897 |
| 31.93 | RHJ Westley | 862 |
| 30.26 | WA Margitich | 1059 |
| 30.02 | DC Oung | 1231 |

HIGHEST SEASON AVERAGE (minimum 5 innings)

| Ave | Name | Season |
|--------|--------------|---------|
| 120.75 | DJ Dixey | 1990/1 |
| 64.67 | SC Koster | 1993/4 |
| 56.50 | LM Durdin | 2022/3 |
| 56.33 | WA Margitich | 1994/5 |
| 55.29 | LW Foley | 1994/5 |
| 55.00 | HJ Sautebin | 2011/2 |
| 54.50 | DH Elliott | 1963/4 |
| 52.40 | DA Holmes | 1990/1 |
| 51.71 | DA Holmes | 1989/90 |
| 51.00 | VR Bhasker | 2006/7 |

BATTED THROUGH INNINGS

| Name | Score | Verses | Date |
|-----------|---------------|--------------|--------|
| LM Durdin | 150* of 6/241 | Woodville R. | Feb-20 |
| LM Durdin | 112* of 5/179 | Athelstone | Dec-22 |

BOWLING**LEADING WICKET TAKERS**

| Wkts | Name | Balls | Mdn | Runs | BBI | BBM | 5wl | 10wM | E/R | S/R | Ave |
|------|-----------------|-------|-----|------|-------|--------|-----|------|-------|-------|-------|
| 331 | VW Wilkinson | 6848 | 58 | 4149 | 8--77 | 13--80 | 21 | 3 | 60.59 | 20.69 | 12.53 |
| 158 | NJ Padley | 5427 | 235 | 2259 | 6--35 | 7--49 | 7 | | 41.63 | 34.35 | 14.30 |
| 158 | AP Thyer | 4833 | 202 | 2083 | 7--26 | 9--35 | 10 | | 43.10 | 30.59 | 13.18 |
| 135 | SP Cowling | 4670 | 153 | 2583 | 8--49 | 13--62 | 6 | 1 | 55.31 | 34.89 | 19.13 |
| 134 | R Gaffney | 3949 | 67 | 1743 | 8--38 | 11--61 | 6 | 2 | 44.14 | 29.47 | 13.01 |
| 133 | JA Gray | 5118 | 93 | 1983 | 5--17 | 7--26 | 3 | | 38.75 | 38.48 | 14.91 |
| 118 | MJ Porter | 5336 | 199 | 2693 | 6--46 | 6--47 | 5 | | 50.47 | 45.22 | 22.82 |
| 112 | RJ Wilton | 3215 | 56 | 1648 | 7--49 | 10--29 | 7 | 1 | 51.26 | 28.71 | 14.71 |
| 108 | RM Burgemeister | 3645 | 195 | 1386 | 5--15 | 7--46 | 3 | | 38.02 | 33.75 | 12.83 |
| 108 | ME Matschoss | 4472 | 117 | 2747 | 5--19 | 5--19 | 1 | | 61.43 | 41.41 | 25.44 |

BEST AVERAGE (minimum 50 wkts)

| Ave | Name | Wkts | Mtchs |
|-------|-----------------|------|-------|
| 9.30 | Z Wrobel | 69 | 19 |
| 10.05 | RC Duffy | 103 | 28 |
| 10.25 | GG Wilson | 57 | 24 |
| 11.40 | R Keen | 87 | 28 |
| 12.00 | JSH Bickle | 66 | 22 |
| 12.01 | AF Smith | 86 | 35 |
| 12.29 | JLF Ward | 83 | 23 |
| 12.53 | VW Wilkinson | 331 | 94 |
| 12.83 | RM Burgemeister | 108 | 48 |
| 12.86 | MJ McKern | 78 | 25 |

BEST BOWLING in INNINGS

| BBI | Name | Versus | Date |
|-------|------------|----------------------------|--------|
| 9--22 | MJ McKern | Reynella | Nov-11 |
| 8--13 | AF Smith | S A R M | Oct-64 |
| 8--13 | DA Wilden | Grange | Dec-16 |
| 8--15 | R Ormond | Marine & Harbours (Inns 1) | Dec-72 |
| 8--21 | R Ormond | Marine & Harbours (Inns 2) | Dec-72 |
| 8--26 | Z Wrobel | Kelvinator | Mar-62 |
| 8--38 | R Gaffney | Woodville North | Feb-71 |
| 8--48 | G Perryman | Brighton | Jan-68 |
| 8--49 | SP Cowling | Grange | Feb-02 |
| 8--51 | DH Elliott | Basket Range | Feb-55 |

BEST ECONOMY RATE (minimum 50 wkts)

| Rate | Name | Wkts | Mtchs |
|-------|-----------------|------|-------|
| 35.69 | RK Turner | 79 | 33 |
| 36.59 | BW Colborne | 90 | 44 |
| 37.76 | RC Duffy | 103 | 28 |
| 37.9 | DJ Peters | 57 | 23 |
| 38.02 | RM Burgemeister | 108 | 48 |
| 39.12 | Z Wrobel | 69 | 19 |
| 39.43 | JA Gray | 133 | 59 |
| 41.6 | RL Holmes | 62 | 36 |
| 41.63 | NJ Padley | 158 | 77 |
| 41.83 | AF Smith | 86 | 35 |

BEST BOWLING in MATCH

| BBM | Name | Versus | Date |
|--------|--------------|-------------------|--------|
| 16--36 | R Ormond | Marine & Harbours | Dec-72 |
| 13--62 | SP Cowling | Woodville South | Jan-01 |
| 13--80 | VW Wilkinson | R A A F | Feb-63 |
| 13--86 | G Perryman | Brighton | Jan-68 |
| 12--56 | B Chapman | Tubemakers | Nov-63 |
| 12--81 | S Cotter | W R E I | Mar-69 |
| 11--61 | R Gaffney | Kilburn | Dec-69 |
| 11--65 | HJ Sautebin | Edwardstown & O C | Nov-95 |
| 11--81 | R Gaffney | Woodville North | Feb-71 |
| 11--86 | R Keen | Glenelg | Nov-67 |

BEST STRIKE RATE (minimum 50 wkts)

| Rate | Name | Wkts | Mtchs |
|-------|--------------|------|-------|
| 20.38 | BJ Langston | 52 | 94 |
| 20.69 | VW Wilkinson | 331 | 94 |
| 23.78 | Z Wrobel | 69 | 19 |
| 24.16 | R Keen | 87 | 26 |
| 24.40 | GG Wilson | 57 | 24 |
| 24.45 | DH Elliott | 75 | 31 |
| 26.61 | RC Duffy | 103 | 28 |
| 27.84 | BL Smith | 56 | 28 |
| 28.08 | JSH Bickle | 66 | 22 |
| 28.35 | JLF Ward | 83 | 35 |

HAT TRICKS

| Name | Versus | Date |
|-------------|---------------|---------|
| BL Smith | Jury & Spiers | Nov-52 |
| B Chapman | Tubemakers | Nov-63* |
| RC Duffy | Glenelg | Oct-60 |
| AD Hickmann | Goodwood | Jan-07 |

* First three balls of the match

5 WICKETS IN INNINGS (CAREER)

| 5wl | Name |
|-----|--------------|
| 21 | VW Wilkinson |
| 10 | AP Thyer |
| 9 | RC Duffy |
| 7 | NJ Padley |
| 7 | RJ Wilton |
| 6 | R Gaffney |
| 6 | SP Cowling |
| 5 | AF Smith |
| 5 | R Keen |
| 5 | Z Wrobel |
| 5 | MJ Porter |
| 5 | MJ McKern |
| 5 | JSH Bickle |
| 4 | HJ Sautebin |
| 4 | DJ Peters |

10 WICKETS IN MATCH (CAREER)

| 10wM | Name |
|------|--------------|
| 3 | VW Wilkinson |
| 2 | R Gaffney |
| 2 | G Rowe |
| 1 | SP Cowling |
| 1 | HJ Sautebin |
| 1 | RJ Wilton |
| 1 | RC Duffy |
| 1 | AF Smith |
| 1 | R Keen |
| 1 | Z Wrobel |
| 1 | DH Elliott |
| 1 | R Ormond |
| 1 | S Cotter |
| 1 | B Chapman |
| 1 | G Perryman |

HIGHEST SEASON AGGREGATE

| Wkts | Name | Season |
|------|--------------|---------|
| 59 | R Gaffney | 1969/70 |
| 50 | VW Wilkinson | 1951/2 |
| 46 | R Keen | 1967/8 |
| 45 | VW Wilkinson | 1949/50 |
| 44 | R Gaffney | 1970/1 |
| 43 | RC Duffy | 1959/60 |
| 42 | RJ Wilton | 1957/8 |
| 42 | AP Thyer | 1984/5 |
| 40 | G Rowe | 1962/3 |
| 39 | R Summerton | 1978/9 |

BEST SEASON AVERAGE (min. 10 wkts)

| Ave | Name | Season |
|------|--------------|---------|
| 2.38 | JG Squire | 1949/50 |
| 6.60 | VW Wilkinson | 1949/50 |
| 6.80 | JA Gray | 1949/50 |
| 7.00 | R Ormond | 1972/3 |
| 7.09 | NJ Padley | 1996/7 |
| 7.54 | AF Smith | 1959/60 |
| 7.55 | M Boffa | 1982/3 |
| 7.70 | JH McDonald | 1950/1 |
| 7.82 | T Guglielmo | 1980/1 |
| 7.84 | RC Duffy | 1959/60 |

BEST SEASON STRIKE RATE (min. 10 wkts)

| Rate | Name | Season |
|-------|----------------|---------|
| 13.07 | VW Wilkinson | 1949/50 |
| 13.54 | JG Gray | 1949/50 |
| 13.63 | VW Wilkinson | 1962/3 |
| 15.81 | RJ Wilton | 1957/8 |
| 16.57 | JC Subramaniam | 2019/20 |
| 16.73 | D Heading | 1970/1 |
| 17.6 | BJ Langston | 1974/5 |
| 17.93 | G Rowe | 1962/3 |
| 18.00 | VW Wilkinson | 1950/1 |
| 18.27 | AF Smith | 1959/60 |

BEST SEASON ECONOMY RATE (min. 10 wkts)

| Rate | Name | Season |
|-------|-------------|---------|
| 17.61 | JG Squire | 1949/50 |
| 28.90 | JA Gray | 1949/50 |
| 29.41 | R Miller | 1970/1 |
| 29.53 | C Morton | 1974/5 |
| 30.48 | PQ Hoffmann | 1983/4 |
| 31.52 | DJ Peters | 1979/80 |
| 31.56 | I Abbasov | 2000/1 |
| 31.82 | CA Parmiter | 1949/50 |
| 31.82 | RK Turner | 1989/90 |
| 32.05 | E Peel | 1963/4 |

5 WICKETS IN INNINGS (SEASON)

| 5wl | Name | Season |
|-----|--------------|---------|
| 5 | RJ Wilton | 1957/8 |
| 4 | RC Duffy | 1959/60 |
| 4 | RC Duffy | 1960/1 |
| 4 | JSH Bickle | 1971/2 |
| 4 | VW Wilkinson | 1951/2 |
| 3 | G Rowe | 1962/3 |
| 3 | VW Wilkinson | 1962/3 |
| 3 | AF Smith | 1964/5 |
| 3 | and others | |

10 WICKETS IN MATCH (SEASON)

| 10wM | Name | Season |
|------|--------------|---------|
| 2 | G Rowe | 1962/3 |
| 1 | RJ Wilton | 1957/8 |
| 1 | RC Duffy | 1959/60 |
| 1 | AF Smith | 1959/60 |
| 1 | Z Wrobel | 1961/2 |
| 1 | VW Wilkinson | 1962/3 |
| 1 | DH Elliott | 1963/4 |
| 1 | B Chapman | 1963/4 |
| 1 | and others | |

W/KEEPING

Best available information – records spasmodic

MOST DISMISSALS

| Dis. | Name | Ctch | Stump | Byes |
|------|--------------|------|-------|------|
| 83 | L Di Venuto | 73 | 10 | 534 |
| 68 | SJ Corcoran | 63 | 5 | 289 |
| 46 | CP O'Donnell | 40 | 6 | 133 |
| 43 | SJ Faulkner | 41 | 2 | 191 |
| 37 | SL McFeeters | 33 | 4 | 141 |
| 36 | DR Jennings | 29 | 7 | 119 |
| 31 | PJ Golding | 25 | 6 | 111 |
| 28 | B Kuss | 20 | 8 | 135 |
| 27 | AJ Wilton | 19 | 8 | 67 |
| 17 | AG Durdin | 11 | 6 | 38 |

6 DISMISSALS IN AN INNINGS

6 catches

SL McFeeters

v SPOC

3rd XI 1988/89



**Limited Overs Competition
4th, 5th or 6th XI**

1 DAY COMPETITION – 40 OVERS

PLAYED: Saturday: October-March

Played: 1996/97 -- 1998-99

Continued: 2002/03 -- 2005/06

Continuing: 2007/08 >>



| |
|-------------|
| TEAM |
|-------------|

GRADES CONTESTED

| | | | |
|-------------------|--------|------------|------|
| 1996/97 | 6th XI | LOB | ATCA |
| 1997/98 | 6th XI | LOA | ATCA |
| 1998/99 | 6th XI | LOB | ATCA |
| 2002/03 – 2003/04 | 6th XI | LOD | ATCA |
| 2004/05 – 2005/06 | 6th XI | LOC | ATCA |
| 2007/08 – 2011/12 | 5th XI | LOD | ATCA |
| 2012/13 – 2013/14 | 4th XI | LOD | ATCA |
| 2014/15 | 4th XI | Division 4 | ATCA |
| 2015/16 – 2016/17 | 4th XI | Division 5 | ATCA |
| 2017/18 – 2020/21 | 4th XI | Division 4 | ATCA |
| 2021/22 > | 4th XI | Division 5 | ATCA |

CAPTAINS

| | | | |
|---------|----------------|---------|----------|
| 1996/97 | SJ Falkner | 2023/24 | J Chanda |
| 1997/98 | MS Ashwood | | |
| 1998/99 | CP O'Donnell | | |
| 2002/03 | BM Skurrie | | |
| 2003/04 | BM Skurrie | | |
| 2004/05 | BM Skurrie | | |
| 2005/06 | LR Thring | | |
| 2007/08 | PJ Robertson | | |
| 2008/09 | PJ Robertson | | |
| 2009/10 | PJ Robertson | | |
| 2010/11 | PJ Robertson | | |
| 2011/12 | PJ Robertson | | |
| 2012/13 | PJ Robertson | | |
| 2013/14 | PJ Robertson | | |
| 2014/15 | L Di Venuto | | |
| 2015/16 | L Di Venuto | | |
| 2016/17 | L Di Venuto | | |
| 2017/18 | L Di Venuto | | |
| 2018/19 | various | | |
| 2019/20 | JG Patel | | |
| 2020/21 | MC Subramaniam | | |
| 2021/22 | NE Knight | | |
| 2022/23 | SA Hussain | | |

HIGHEST INNINGS TOTAL

| Score | Versus | Date |
|----------|---------------------|--------|
| 5--355 | Flinders University | Nov-04 |
| 8--320 | Flinders University | Nov-05 |
| 8--318 | Old Ignatians | Dec-05 |
| 317 | United Districts | Dec-03 |
| 7--305 | Adelaide University | Jan-09 |
| 7--292 | Brighton | Oct-15 |
| + 6--290 | Golden Grove | Jan-10 |
| 6--284 | Elders-U S A | Feb-04 |
| 9--282 | Adelaide University | Dec-04 |
| # 7--281 | Hectorville | Nov-23 |

LOWEST COMPLETED INNINGS TOTAL

| Score | Versus | Date |
|-------|----------------|--------|
| 24 | Modbury | Feb-19 |
| 42 | Gepps Cross | Nov-21 |
| 44 | Grange | Nov-19 |
| 45 | Hope Valley | Feb-17 |
| 48 | Blue Brigade | Feb-21 |
| 55 | Trinity O S | Feb-12 |
| 59 | Kilburn | Oct-20 |
| 61 | Unley | Feb-12 |
| 64 | Port Districts | Oct-02 |
| 72 | Reynella | Nov-13 |

HIGHEST INNINGS TOTAL AGAINST

| Score | by | Date |
|----------|---------------|--------|
| 7--301 | Trinity O S | Dec-20 |
| 7--298 | Concordia O C | Jan-13 |
| 280 | Unley | Nov-10 |
| # 9--280 | Hectorville | Nov-23 |
| 1--277 | Kensington | Nov-98 |
| + 8--276 | Golden Grove | Jan-10 |
| 6--275 | Fulham | Nov-20 |
| 6--273 | Gepps Cross | Feb-11 |
| 4--271 | Grange | Nov-19 |
| 7--260 | Gepps Cross | Oct-09 |

+, # same matches

LOWEST COMPLETED INNINGS TOTAL AGAINST

| Score | by | Date |
|-------|---------------------|--------|
| 16 | Old Scotch | Jan-06 |
| 27 | Fulham | Jan-03 |
| 39 | United Districts | Nov-02 |
| 39 | Mason Lakes | Feb-17 |
| 41 | Para Hills | Dec-16 |
| 41 | Modbury | Dec-22 |
| 44 | Flinders University | Nov-05 |
| 45 | Hope Valley | Nov-03 |
| 53 | Modbury | Nov-16 |
| 56 | Fulham | Jan-04 |

GRAND FINALS

| Result | Versus | Season |
|--------|------------|---------|
| won | Para Hills | 2003/04 |
| won | Fulham | 2023/24 |

ODD SPOT Shortest match

| Mins | Versus | Season |
|------|------------|---------|
| 48 | Old Scotch | 2005/06 |

MOST APPEARANCES

| Mch | Name |
|-----|----------------|
| 164 | IW Scott |
| 118 | PJ Newbold |
| 119 | MC Subramaniam |
| 102 | PJ Robertson |
| 99 | MJ Brister |
| 86 | JG Patel |
| 66 | CP O'Donnell |
| 62 | L Di Venuto |
| 61 | BM Skurrie |
| 55 | DR Gilbert |

BATTING**LEADING RUNSCORERS**

| Runs | Name | Mch | Inn | N O | H S | 100s | 50s | 6s | 4s | Ave |
|------|----------------|-----|-----|-----|-----|------|-----|-----|-----|-------|
| 2461 | MJ Brister | 100 | 100 | 3 | 112 | 2 | 14 | 57 | 317 | 25.40 |
| 1553 | BM Skurrie | 61 | 59 | 16 | 139 | 3 | 6 | 45 | 162 | 36.12 |
| 1521 | JG Patel | 86 | 84 | 2 | 98 | | 5 | 124 | 113 | 18.55 |
| 1449 | MC Subramaniam | 119 | 116 | 8 | 58* | | 1 | 2 | 133 | 13.42 |
| 1448 | PJ Newbold | 120 | 109 | 15 | 68 | | 4 | 6 | 171 | 15.40 |
| 1387 | R Batusic | 40 | 39 | 2 | 99 | | 12 | 72 | 156 | 37.49 |
| 1108 | GM Vincent | 33 | 33 | 6 | 131 | 3 | 6 | 35 | 139 | 41.04 |
| 1092 | LR Thring | 51 | 51 | 1 | 96 | | 6 | 13 | 138 | 21.84 |
| 1087 | JJ Abbot | 42 | 41 | 3 | 126 | 1 | 7 | 17 | 139 | 28.61 |
| 979 | DP Turner | 50 | 48 | 1 | 87 | | 4 | 40 | 115 | 20.83 |

HIGHEST SCORES

| HS | Name | Versus | Venue | Date |
|------|-------------|----------------------|-----------------|--------|
| 139 | BM Skurrie | Flinders University | Wellington Oval | Nov-04 |
| 131 | GM Vincent | Brighton | Devitt Oval | Oct-15 |
| 126* | DJ Rowe | Old Ignatians | Devitt Oval | Mar-97 |
| 126 | JJ Abbot | Elders-U S A | Wellington Oval | Feb-04 |
| 113* | BM Skurrie | Woodville Rechabites | Findon H S | Feb-05 |
| 112 | RHJ Westley | Adelaide University | Wellington Oval | Dec-04 |
| 112 | MJ Brister | M S C C | Schmidt Oval | Feb-16 |
| 109* | BM Skurrie | United Districts | Wellington Oval | Jan-04 |
| 107 | GM Vincent | Adelaide University | Wellington Oval | Jan-09 |
| 106 | A Singh | Hectorville | Norwood I H S | Nov-23 |

BEST PARTNERSHIPS

| Wkt | Score | Batsmen | Opposition | Date |
|-----|-------|-----------------------------|---------------------|--------|
| 1 | 152 | HD Towers MC Subramaniam | Woodville South | Dec-21 |
| 2 | 149 | LA Foster FL D'Antini | Old Ignatians | Nov-11 |
| 3 | 162 | PA Sexton GM Vincent | Brighton | Oct-15 |
| 4 | 149 | GM Vincent JW Edwards | Para Hills | Dec-09 |
| 5 | 225 | S Turner BM Skurrie | Flinders University | Nov-04 |
| 6 | 86 | LR Thring H Turner | Hope Valley | Nov-03 |
| 7 | 105 | AR Gilbert SJ Dunn | Old Ignatians | Dec-05 |
| 8 | 106* | JC Felice R Batusic | Rostrevor O C | Oct-98 |
| 9 | 77* | MT Baker AK Mann | Pooraka | Dec-02 |
| 10 | 57 | BM Skurrie TA McGuinniss | Pooraka | Dec-02 |

MULTIPLE CENTURIES

| No | Name | Scores |
|----|------------|-----------------|
| 3 | BM Skurrie | 139, 113*, 109* |
| 3 | GM Vincent | 131, 107, 101* |
| 2 | MJ Brister | 112, 100* |

HIGHEST SEASON AGGREGATE

| Runs | Name | Season |
|------|------------|--------|
| 633 | BM Skurrie | 2004/5 |
| 580 | DJ Rowe | 1996/7 |
| 551 | R Batusic | 2008/9 |
| 509 | H Singh | 2023/4 |
| 468 | MJ Brister | 1998/9 |
| 445 | S Turner | 2002/3 |
| 426 | R Batusic | 2007/8 |
| 425 | SC Koster | 1996/7 |
| 415 | BM Skurrie | 2003/4 |
| 398 | MJ Brister | 2015/6 |

CENTURIES

| Name | Score |
|--------------|-------|
| DJ Rowe | 126* |
| JJ Abbot | 126 |
| RHJ Westley | 112 |
| A Singh | 106 |
| DR Betterman | 102 |
| NW Jolly | 102 |
| DJ Dixey | 100* |

HIGHEST AVERAGE (minimum 500 runs)

| Ave | Name | Runs |
|-------|-------------|------|
| 42.21 | H Singh | 802 |
| 41.25 | DJ Rowe | 825 |
| 41.04 | GM Vincent | 1108 |
| 37.49 | R Batusic | 1387 |
| 36.12 | BM Skurrie | 1553 |
| 33.28 | SC Koster | 832 |
| 31.87 | RHJ Westley | 733 |
| 30.26 | AJ Wilton | 575 |
| 29.32 | DJ Williams | 557 |
| 28.61 | JJ Abbot | 1087 |

BATTED THROUGH INNINGS

| Name | Score | Verses | Date |
|---------------|--------------|--------------|--------|
| JT Lorenz | 88 of 6/180 | Flinders Uni | Nov-07 |
| GW Birmingham | 78 of 3/242 | Flinders Uni | Mar-08 |
| AM Evans | 98* of 2/170 | Goodwood | Nov-14 |

HIGHEST SEASON AVERAGE (minimum 5 innings)

| Ave | Name | Season |
|--------|--------------|---------|
| 121.00 | DC Oung | 1998/9 |
| 79.00 | GM Vincent | 2009/10 |
| 74.33 | RHJ Westley | 2004/5 |
| 69.00 | JJ Abbot | 2012/3 |
| 63.30 | BM Skurrie | 2004/5 |
| 52.73 | DJ Rowe | 1996/7 |
| 51.33 | AM Evans | 2014/5 |
| 50.90 | H Singh | 2023/4 |
| 49.13 | R Batusic | 1998/9 |
| 48.80 | CP O'Donnell | 1998/9 |

BOWLING**LEADING WICKET TAKERS**

| Wkts | Name | Overs | Mdn | Runs | BBI | 5wl | E/R | S/R | Ave |
|------|----------------|--------|-----|------|-------|-----|-------|-------|-------|
| 194 | IW Scott | 1063.1 | 128 | 4318 | 5--19 | 4 | 67.69 | 32.88 | 22.26 |
| 130 | JG Patel | 493.4 | 83 | 1436 | 6--10 | 4 | 48.48 | 22.78 | 11.05 |
| 107 | BM Skurrie | 472 | 97 | 1446 | 8--8 | 3 | 51.06 | 26.47 | 13.51 |
| 66 | S Turner | 249.5 | 11 | 1279 | 5--25 | 1 | 85.32 | 22.71 | 19.38 |
| 64 | SA Hussain | 263.2 | 12 | 1175 | 4--31 | | 74.37 | 26.33 | 19.58 |
| 64 | JM Verus | 291.4 | 35 | 1411 | 3--12 | | 80.63 | 27.34 | 22.05 |
| 53 | DJ Marsh | 289 | 37 | 1160 | 4--13 | | 66.90 | 32.72 | 21.89 |
| 48 | V Musolino | 279.2 | 30 | 1131 | 3--25 | | 67.48 | 34.92 | 23.56 |
| 45 | MC Subramaniam | 154.2 | 2 | 831 | 5--53 | 1 | 93.20 | 20.58 | 19.18 |
| 44 | GM Vincent | 227.3 | 41 | 824 | 5--16 | 2 | 60.37 | 31.02 | 18.73 |

BEST AVERAGE (minimum 20 wkts)

| Ave | Name | Wkts | Mtchs |
|-------|----------------|------|-------|
| 8.96 | CA Vandervlag | 27 | 12 |
| 10.67 | H Turner | 27 | 39 |
| 11.05 | JG Patel | 130 | 86 |
| 12.81 | A Angural | 21 | 10 |
| 13.51 | BM Skurrie | 107 | 61 |
| 14.13 | H Singh | 40 | 23 |
| 16.10 | CP O'Donnell | 18 | 66 |
| 14.33 | SJ Dunn | 33 | 20 |
| 15.45 | PA Sexton | 22 | 17 |
| 15.70 | JC Subramaniam | 33 | 17 |

BEST BOWLING in INNINGS

| BBI | Name | Versus | Date |
|-------|---------------|---------------------|--------|
| 8--7 | A Angural | Old Scotch | Jan-06 |
| 8--8 | BM Skurrie | Flinders University | Nov-05 |
| 7--17 | BJ Gauranich | C B C O C | Nov-02 |
| 7--25 | RH Singh | Flinders Park | Oct-12 |
| 6--10 | JG Patel | Modbury | Nov-16 |
| 6--15 | JG Patel | Ingle Farm | Feb-22 |
| 6--19 | JD Gratton | Goodwood | Dec-10 |
| 6--20 | AL Crettenden | Mawson Lakes | Mar-14 |
| 6--23 | JG Patel | Adelaide University | Dec-19 |
| 6--26 | RL Holmes | Adelaide Rockets | Dec-14 |

BEST ECONOMY RATE (minimum 20 wkts)

| Rate | Name | Wkts | Mtchs |
|-------|---------------|------|-------|
| 46.36 | CA Vandervlag | 27 | 12 |
| 48.48 | JG Patel | 130 | 86 |
| 50.81 | SJ Dunn | 33 | 20 |
| 51.06 | BM Skurrie | 107 | 61 |
| 56.38 | PA Sexton | 22 | 17 |
| 57.97 | I Singh | 25 | 21 |
| 58.62 | M Zulfiqar | 34 | 29 |
| 60.37 | GM Vincent | 44 | 33 |
| 60.48 | SG Hill | 26 | 31 |
| 60.59 | A Angural | 21 | 10 |

HAT TRICKS

| Name | Versus | Date |
|--------------|---------------|--------|
| BJ Gauranich | C B C O C | Nov-02 |
| RH Singh | Flinders Park | Oct-12 |

BEST STRIKE RATE (minimum 20 wkts)

| Rate | Name | Wkts | Mtchs |
|-------|----------------|------|-------|
| 14.15 | H Turner | 27 | 39 |
| 18.05 | DC Taylor | 21 | 13 |
| 18.96 | RH Singh | 25 | 17 |
| 19.33 | CA Vandervlag | 27 | 12 |
| 20.32 | RHJ Westley | 31 | 26 |
| 20.58 | MC Subramaniam | 45 | 119 |
| 20.76 | PJ Newbold | 42 | 118 |
| 21.07 | DR Gilbert | 43 | 55 |
| 21.14 | A Angural | 21 | 10 |
| 21.95 | H Singh | 40 | 23 |

5 WICKETS IN INNINGS (CAREER)

| 5wl | Name | |
|-----|--------------|-----|
| 5 | JG Patel | |
| 4 | IW Scott | |
| 3 | BM Skurrie | |
| 2 | DR Gilbert | |
| 2 | GM Vincent | |
| 2 | GJ Adams | |
| 1 | DR Betterman | |
| 1 | S Dunn | |
| 1 | RHJ Westley | |
| 1 | BJ Gauranich | >>> |

5 WICKETS IN INNINGS (CAREER) continued

| 5wl | Name | |
|-----|--------------|--|
| 1 | A Angural | |
| 1 | WA Margitich | |
| 1 | LR Thring | |
| 1 | JD Gratton | |
| 1 | RH Singh | |
| 1 | PJ Newbold | |
| 1 | DCM Taylor | |
| 1 | AM Evans | |
| 1 | K Goel | |
| 1 | and others | |

HIGHEST SEASON AGGREGATE

| Wkts | Name | Season |
|------|------------|---------|
| 37 | JG Patel | 2109/20 |
| 31 | JG Patel | 2017/8 |
| 30 | BM Skurrie | 2003/4 |
| 28 | S Turner | 2002/3 |
| 25 | BM Skurrie | 2002/3 |
| 25 | RH Singh | 2012/3 |
| 25 | H Singh | 2023/4 |
| 24 | IW Scott | 2010/1 |
| 24 | JG Patel | 2016/7 |
| 22 | DJ Marsh | 2003/4 |

BEST SEASON AVERAGE (min. 10 wkts)

| Ave | Name | Season |
|------|-----------------|--------|
| 4.82 | LS Roberts | 2012/3 |
| 5.58 | N Khan | 2023/4 |
| 6.71 | JG Patel | 2016/7 |
| 7.60 | K Goel | 2013/4 |
| 7.67 | DR Gilbert | 2003/4 |
| 8.40 | PJ Newbold | 2004/5 |
| 8.57 | BM Skurrie | 2005/6 |
| 8.73 | RM Burgemeister | 1996/7 |
| 8.96 | CA Vandervlag | 2021/2 |
| 9.46 | TN Launer | 2013/4 |

BEST SEASON STRIKE RATE (min. 10 wkts)

| Rate | Name | Season |
|-------|----------------|--------|
| 9.20 | PJ Newbold | 2004/5 |
| 11.45 | LS Roberts | 2012/3 |
| 12.75 | DR Gilbert | 2003/4 |
| 14.47 | MC Subramaniam | 2014/5 |
| 15.00 | H Turner | 2003/4 |
| 15.58 | RJ Wilton | 1996/7 |
| 16.00 | N Khan | 2023/4 |
| 16.04 | JG Patel | 2016/7 |
| 16.08 | JG Patel | 2016/7 |
| 16.20 | K Goel | 2013/4 |

BEST SEASON ECONOMY RATE (min. 10 wkts)

| Rate | Name | Season |
|-------|---------------|--------|
| 34.90 | N Khan | 2023/4 |
| 40.20 | TN Launer | 2013/4 |
| 41.71 | JG Patel | 2117/8 |
| 42.06 | LS Roberts | 2012/3 |
| 45.65 | DR Betterman | 1996/7 |
| 46.36 | CA Vandervlag | 2021/2 |
| 46.40 | JG Patel | 2015/6 |
| 46.86 | M Zulfiqar | 2022/3 |
| 46.91 | K Goel | 2013/4 |
| 48.15 | S Dunn | 2002/3 |

5 WICKETS IN INNINGS (SEASON)

| 5wl | Name | Season |
|-----|-----------------|--------|
| 2 | BM Skurrie | 2005/6 |
| 2 | IW Scott | 2008/9 |
| 2 | GM Vincent | 2011/2 |
| 2 | JG Patel | 2107/8 |
| 1 | DR Betterman | 1996/7 |
| 1 | RM Burgemeister | 1996/7 |
| 1 | WA Margitich | 1997/8 |
| 1 | S Dunn | 2002/3 |
| 1 | BJ Gauranich | 2002/3 |
| 1 | S Turner | 2002/3 |
| 1 | LR Thring | 2002/3 |

5 WICKETS IN MATCH (SEASON) (cont)

| 5wM | Name | Season |
|-----|----------------|---------|
| 1 | RJH Westley | 2003/4 |
| 1 | BM Skurrie | 2003/4 |
| 1 | DR Gilbert | 2003/4 |
| 1 | DR Gilbert | 2005/6 |
| 1 | A Angural | 2005/6 |
| 1 | DCM Taylor | 2009/10 |
| 1 | RH Singh | 2012/3 |
| 1 | PJ Newbold | 2013/4 |
| 1 | AM Evans | 2014/5 |
| 1 | MC Subramaniam | 2015/6 |
| 1 | IW Scott | 2016/7 |

W/KEEPING

Best available information – records particularly spasmodic

MOST DISMISSALS

| Dis. | Name | Ctch | Stump | Byes |
|------|--------------|------|-------|------|
| 45 | L Di Venuto | 31 | 14 | 285 |
| 36 | CP O'Donnell | 31 | 5 | 99 |
| 22 | J Chanda | 19 | 3 | 32 |
| 20 | AJ Wilton | 17 | 3 | 41 |
| 16 | SJ Faulkner | 12 | 4 | 21 |
| 13 | LR Thring | 9 | 4 | 131 |
| 12 | NE Knight | 7 | 5 | 11 |
| 9 | MJ Brister | 6 | 3 | 32 |
| 6 | AC Blackwell | 5 | 1 | 16 |
| 5 | SL Slape | 3 | 2 | 13 |



Under 16 & Under 17 XIs Regular Competition

2 DAY COMPETITION – 72/60 OVERS

PLAYED: Saturday: October-March

Played: 1977/78 -- 2011/12

Continued: 2013/14 -- 2016/17

Played: 2019/20

Continued: 2023/24



TEAM

GRADES CONTESTED

| Season | Team | Grade | Hard wicket | Asscn |
|--------------------|--------------------------|-----------------------------|-------------|-------|
| 1977/78 | | U16 Gold | | ATCA |
| 1978/79 - 1979/80 | | U16 Blue | | ATCA |
| 1980/81 - 1989/90 | | U16 Gold | | ATCA |
| 1990/91 - 1991/92 | | Under 16 | | ATCA |
| 1992/93 - 1993/94 | | U16 Gold | | ATCA |
| 1994/95 - 1995/96 | | Under 16 | | ATCA |
| 1996/97 – 1997/98 | | Under 16 | | ATCA |
| 1998/99 - 199/9/00 | | Under 17 | | ATCA |
| 2000/01 - 2002/03 | | U17 Gold | | ATCA |
| 2003/04 | | U17 South | | ATCA |
| 2005/06 - 2009/10 | | U17 North | | ATCA |
| 2010/11 – 2011/12 | | U17 North Green | | ATCA |
| 2013/14 | | U17 North | | ATCA |
| 2014/15 | U17 Dukes U17 Knights | U17 North Green | | ATCA |
| 2015/16 | U17 Dukes U17 Knights | U17 North Div.1 | | ATCA |
| 2016/17 | | U17 North Div.1 | | ATCA |
| 2019/20 | | U16 North Div 1 (Std Rules) | | ATCA |
| 2023/24 | | U16 Div 1 | | SACA |

CAPTAINS

| | |
|---------|-------------|
| 1977/78 | B Morgan |
| 1978/79 | DR Barnett |
| 1979/80 | R Faulkner |
| 1980/81 | R Faulkner |
| 1981/82 | C Moulds |
| 1982/83 | C Moulds |
| 1983/84 | P Watts |
| 1984/85 | SA Allman |
| 1985/86 | DS Cockburn |
| 1986/87 | SC Koster |
| 1987/88 | SD Heeps |
| 1988/89 | DJ Rowe |
| 1989/90 | DC Oung |
| 1990/91 | I Abbasov |
| 1991/92 | DS Hall |
| 1992/93 | A Kallos |
| 1993/94 | ST Price |
| 1994/95 | DW Curtis |
| 1995/96 | DW Curtis |
| 1996/97 | SJ Virgo |
| 1997/98 | BP Haynes |
| 1998/99 | BP Haynes |
| 1999/00 | AR Gilbert |
| 2000/01 | C Dindler |
| 2001/02 | S Warwood |

| | |
|-----------|--------------------------------|
| 2002/03 | JJ Denny |
| 2003/04 | EL Gibson |
| 2005/06 | NW Jolly |
| 2006/07 | NW Jolly |
| 2007/08 | AJ Aschmalz |
| 2008/09 | MP McInerney |
| 2009/10 | LO Timmins |
| 2010/11 | LA Foster |
| 2011/12 | PD Sanzo |
| 2013/14 | <i>Rotated</i> |
| 2014/15-D | SM Freimayer J Suberamaniam |
| 2014/15-K | DD Roocke |
| 2015/16-D | LM Durdin JT Birse |
| 2015/16-K | LO Evans SM Redin |
| 2016/17 | LO Evans |
| 2019/20 | <i>Rotated</i> |
| 2023/24 | E O'Neill |

TEAM

HIGHEST INNINGS TOTAL

| Score | versus | Team | Date |
|---------------------------|----------------------|----------|--------|
| 343 | Walkerville | Under 16 | Dec-78 |
| 4--342 | Ingle Farm | Under 16 | Dec-91 |
| 341 | Hectorville/Payneham | Under 17 | Nov-16 |
| 8--336 | Modbury Brown | Under 17 | Oct-06 |
| 4--335 | Gepps Cross | Under 16 | Feb-89 |
| 5--334 | Fulham | Under 16 | Feb-94 |
| 6--334 | Modbury | Under 16 | Feb-87 |
| 8--314 | Marion | Under 16 | Jan-92 |
| 312 | East Torrens | Under 16 | Feb-85 |
| 305 | Hectorville | Under 16 | Oct-23 |
| # in 20/20 matches | | | |
| 5--131 | Gepps Cross | U17 Kght | Feb-15 |

LOWEST COMPLETED INNINGS TOTAL

| Score | versus | Team | Date |
|-------|--------------------|----------|--------|
| 21 | Brighton | Under 17 | Jan-04 |
| 25 | Woodville South | Under 17 | Oct-02 |
| 30 | Para Hills Gold | Under 16 | Feb-24 |
| 40 | Walkerville | Under 16 | Oct-77 |
| 40 | Marion | Under 17 | Mar-00 |
| 41 | Brighton | Under 16 | Nov-92 |
| 43 | Modbury | Under 17 | Feb-03 |
| 44 | Modbury Gold | Under 17 | Dec-02 |
| 44 | Grange | Under 17 | Oct-03 |
| 45 | Hectorville (s.f.) | Under 17 | Mar-12 |

HIGHEST INNINGS TOTAL AGAINST

| Score | by | Team | Date |
|---------------------------|-----------------|----------|--------|
| 7--376 | Modbury | Under 17 | Nov-98 |
| 2--345 | Brighton | Under 16 | Dec-94 |
| 9--330 | Modbury Gold | Under 17 | Dec-02 |
| 323 | Edwardstown | Under 16 | Oct-92 |
| 9--313 | Eastern Suburbs | U17 Kght | Oct-14 |
| 7--310 | Woodville South | Under 17 | Oct-02 |
| 4--309 | Modbury | Under 16 | Mar-95 |
| 8--309 | Modbury | U17 Duke | Oct-14 |
| 309 | Ingle Farm | Under 17 | Feb-02 |
| 309 | Pooraka | Under 16 | Nov-19 |
| # in 20/20 matches | | | |
| 8--125 | Gepps Cross | U17 Kght | Feb-15 |

LOWEST COMPLETED INNINGS TOTAL AGAINST

| Score | by | Team | Date |
|-------|----------------------|----------|--------|
| 9 | Brighton | Under 16 | Mar-90 |
| 16 | Pooraka | Under 16 | Nov-89 |
| 19 | East Torrens Blue | Under 16 | Jan-86 |
| 24 | Western Youth Centre | Under 16 | Mar-98 |
| 25 | Ingle Farm | Under 16 | Dec-96 |
| 27 | Ingle Farm | Under 16 | Feb-90 |
| 28 | Brighton | Under 16 | Dec-89 |
| 28 | Hope Valley | Under 16 | Jan-91 |
| 28 | Ingle Farm | Under 16 | Dec-91 |
| 29 | Hope Valley | Under 16 | Jan-91 |

GRAND FINALS

| Result | Team | Versus | Season |
|---------|-------------|--------------|---------|
| lost | U16 | Hope Valley | 1978-79 |
| won | U16 | Edwardstown | 1980-81 |
| lost | U16 | Gaza | 1981-82 |
| won | U16 | Gepps Cross | 1982-83 |
| won | U16 | Gepps Cross | 1983-84 |
| lost | U16 | IngleFarm | 1984-85 |
| won | U16 | Ingle Farm | 1986-87 |
| lost | U16 | Salisbury | 1987-88 |
| won | U16 | Grange | 1988-89 |
| lost | U16 | Fulham | 1989-90 |
| lost | U16 | Edwardstown | 1991-92 |
| won | U16 | Modbury | 1996-97 |
| ++ lost | U17 | Hope Valley | 1998-99 |
| ** lost | U17 | Pooraka | 2009/10 |
| won | U17 | Modbury | 2010/11 |
| lost | U17 | Modbury | 2013/14 |
| won | U17 Knights | Golden Grove | 2015/16 |

MOST APPEARANCES

| Mch | Name |
|-----|-------------|
| 34 | AJ Donald |
| 32 | BW Clark |
| 32 | WD Gillard |
| 32 | BP Haynes |
| 30 | CP Moulds |
| 28 | JW Stagg |
| 26 | SA Allman |
| 26 | DK Parry |
| 26 | DA Williams |
| 25 | G Clark |
| 25 | MS Dalton |
| 25 | CS Forth |
| 25 | SD Heeps |
| 25 | SC Koster |
| 25 | DW Martin |
| 25 | CP Tragakis |

++ 1998-99 abandoned (both days rain) - lost
 ** 2009-10 drawn (2nd day rain) - lost
 Results awarded on table positions

BATTING

LEADING RUNSCORERS

| Runs | Name | Mch | Inn | N O | H S | 100s | 50s | Ave |
|------|-------------|-----|-----|-----|------|------|-----|-------|
| 1018 | BL Matheson | 22 | 22 | 3 | 129 | 4 | 4 | 53.58 |
| 940 | SD Heeps | 25 | 26 | 5 | 126* | 2 | 4 | 44.76 |
| 919 | CP Moulds | 30 | 31 | 6 | 119* | 1 | 7 | 36.76 |
| 918 | BP Haynes | 32 | 41 | 6 | 96 | | 4 | 26.23 |
| 907 | DJ Rowe | 24 | 24 | 3 | 188* | 2 | 3 | 43.19 |
| 794 | M Boffa | 21 | 24 | 2 | 180 | 2 | 3 | 36.09 |
| 710 | AF Wood | 25 | 25 | 5 | 125* | 2 | 2 | 35.50 |
| 676 | CP Tragakis | 25 | 28 | 3 | 100 | 1 | 5 | 27.04 |
| 672 | SC Koster | 25 | 26 | 5 | 94* | | 6 | 32.00 |
| 670 | LO Evans | 23 | 22 | 2 | 106* | 1 | 4 | 33.50 |

HIGHEST SCORES

| HS | Name | Versus | Venue | Date |
|---------------------------|---------------|-------------------|--------------------|--------|
| 188* | DJ Rowe | Gepps Cross | Thomas Turner Resv | Feb-89 |
| 180 | M Boffa | Walkerville | Marden H S | Feb-80 |
| 175* | AI Mackie | Edwardstown & O C | Daws Rd H S | Feb-95 |
| 167 | M Boffa | Modbury | Modbury H S | Feb-80 |
| 158 | DD Roocke | Athelstone | Payneham Oval | Oct-14 |
| 148 | DJ Fitzsimons | Para Hills | Silverstream Oval | Jan-07 |
| 146 | LM Scicluna | Eastern Suburbs | Payneham Oval | Nov-10 |
| 138 | DN Urbani | Para Hills | Silverstream Oval | Feb-10 |
| 129 | BL Matheson | Fulham | Kidman Park P S | Nov-91 |
| 126* | SD Heeps | Gaza | Greenacres Resv | Dec-87 |
| # in 20/20 matches | | | | |
| 56 | DD Roocke | Gepps Cross | Duncan Fraser Rsv | Feb-15 |

BEST PARTNERSHIPS

| Wkt | Score | Batsmen | Opposition | Date |
|-----|-------|--|----------------------|--------|
| 1 | 143 | AJ Benton NP Zachat | Brighton | Jan-99 |
| 2 | 211 | MD Bevan DS Hall / MD Bevan S Thambidorai | Ingle Farm | Dec-91 |
| 3 | 150 | BL Matheson DS Hall | Fitzroy | Dec-91 |
| 4 | 198 | MV Sullivan NW Jolly / AN Burns | Modbury Brown | Oct-06 |
| 5 | 167* | TD Brook MJ Szarvas | Hectorville | Oct-23 |
| 6 | 121* | AF Wood SL McFeeters | Athelstone | Jan-87 |
| 7 | 105 | BR Melville SJ Zillante / BR Melville CR Knight | Hope Valley | Jan-00 |
| 8 | 81 | J McGlynn G Codd | Hope Valley | Nov-85 |
| 9 | 88 | CP Moulds T O'Reilly | Woodville Rechabites | Mar-81 |
| 10 | 64* | AC Read TM Duurland | Hope Valley | Feb-06 |

MULTIPLE CENTURIES

| No | Name | Scores |
|----|-------------|---------------------|
| 4 | BL Matheson | 129, 110*, 106, 105 |
| 2 | DJ Rowe | 188*, 106* |
| 2 | M Boffa | 180, 167 |
| 2 | LM Scicluna | 146, 121 |
| 2 | SD Heeps | 126*, 103* |
| 2 | AF Wood | 125*, 124* |
| 2 | HD Towers | 116*, 103 |

HIGHEST SEASON AGGREGATE

| Runs | Name | Season |
|------|-------------|---------|
| 776 | BL Matheson | 1991/2 |
| 682 | M Boffa | 1979/80 |
| 591 | CP Moulds | 1982/3 |
| 582 | DJ Rowe | 1988/9 |
| 539 | HD Towers | 2019/20 |
| 533 | SC Koster | 1986/7 |
| 529 | DS Hall | 1991/2 |
| 517 | SD Heeps | 1987/8 |
| 514 | AI Mackie | 1994/5 |
| 476 | M Horsnell | 1989/90 |

CENTURIES

| Name | Score |
|---------------|-------|
| AI Mackie | 175* |
| DD Roocke | 158 |
| DJ Fitzsimons | 148 |
| DN Urbani | 138 |
| MJ Barber | 122 |
| DK Parry | 121 |
| CP Moulds | 119* |
| DS Hall | 119* |
| MD Bevan | 118 |
| A Kallos | 114 |
| DC Oung | 111 |
| LO Evans | 106* |
| TD Brook | 110* |
| M Muller | 106 |
| MV Sullivan | 106 |
| NW Jolly | 103 |
| AJ Benton | 102* |
| TD Haynes | 102 |
| ML Favell | 101* |
| AP Onofrio | 101* |
| CP Tragakis | 100 |

HIGHEST AVERAGE (minimum 500 runs)

| Ave | Name | Runs |
|-------|-------------|------|
| 77.00 | HD Towers | 539 |
| 59.89 | AI Mackie | 539 |
| 53.58 | BL Matheson | 1018 |
| 48.09 | DS Hall | 529 |
| 44.76 | SD Heeps | 940 |
| 43.19 | DJ Rowe | 907 |
| 36.76 | CP Moulds | 919 |
| 36.09 | M Boffa | 794 |
| 35.50 | AF Wood | 710 |
| 34.67 | A Kallos | 624 |
| 35.00 | LO Evans | 670 |
| 34.44 | AP Onofrio | 584 |

HIGHEST SEASON AVERAGE (minimum 5 innings)

| Ave | Name | Season |
|--------|-------------|---------|
| 121.57 | M Horsnell | 1988/9 |
| 86.22 | BL Matheson | 1991/2 |
| 77.00 | HD Towers | 2019/20 |
| 73.00 | GJ Smith | 1957/8 |
| 65.67 | CP Moulds | 1982/3 |
| 64.67 | JB Liebelt | 1953/4 |
| 64.25 | AI Mackie | 1994/5 |
| 59.33 | AJ Howie | 1987/8 |
| 58.20 | DJ Rowe | 1988/9 |
| 57.44 | SD Heeps | 1987/8 |
| 54.00 | JT Lorenz | 2008/9 |

CARRIED BAT

| Name | Score | Verses | Date |
|-----------|-------|---------|--------|
| HD Towers | 116* | Gaza | Feb-20 |
| HD Towers | 79* | Gepps X | Feb-20 |

BATTED THROUGH INNINGS

| Name | Score | Verses | Date |
|------------|--------------|-----------|--------|
| JT Lorenz | 69 of 6/131 | Eastern S | Oct-08 |
| HD Towers | 103 of 176 | Pooraka | Nov-19 |
| AP Onofrio | 101 of 6/190 | Modbury | Feb-14 |

BOWLING

| Wkts | Name | Balls | Mdn | Runs | BBI | BBM | 5wl | 10wM | E/R | S/R | Ave |
|------|-------------|-------|-----|------|-------|--------|-----|------|-------|-------|-------|
| 97 | MS Dalton | 2735 | 137 | 969 | 7--24 | 11--68 | 8 | 3 | 35.43 | 28.20 | 9.99 |
| 85 | G Clark | 2378 | 118 | 852 | 7--21 | 9--74 | 5 | | 35.83 | 27.98 | 10.02 |
| 78 | DW Martin | 2197 | 88 | 904 | 5--16 | 8--52 | 6 | | 41.15 | 28.17 | 11.59 |
| 68 | MJ Barber | 2024 | 73 | 984 | 6--30 | 10--62 | 4 | 1 | 48.62 | 29.76 | 14.47 |
| 63 | AP Turnbull | 2120 | 98 | 691 | 6--40 | 8--67 | 3 | | 32.59 | 33.65 | 10.97 |
| 58 | DC Oung | 1449 | 84 | 368 | 5--1 | 8--18 | 4 | | 25.40 | 24.98 | 6.34 |
| 58 | AF Wood | 1395 | 35 | 747 | 6--47 | 6--47 | 5 | | 53.55 | 24.05 | 12.88 |
| 58 | NJ Sandlant | 1223 | 67 | 341 | 5--7 | 7--29 | 3 | | 27.88 | 21.09 | 5.88 |
| 57 | AJ Donald | 1592 | 69 | 637 | 5--27 | 5--28 | 1 | | 40.01 | 27.93 | 11.18 |
| 53 | GG Wilson | 1401 | 42 | 559 | 7--20 | 10--48 | 3 | 1 | 39.90 | 26.43 | 10.55 |

BEST AVERAGE (minimum 50 wkts)

| Ave | Name | Wkts | Mtchs |
|-------|-------------|------|-------|
| 5.88 | NJ Sandlant | 58 | 22 |
| 6.34 | DC Oung | 58 | 16 |
| 7.22 | MP Nye | 50 | 20 |
| 9.37 | CI Ansell | 51 | 10 |
| 9.99 | MS Dalton | 97 | 25 |
| 10.02 | G Clark | 85 | 25 |
| 10.55 | GG Wilson | 53 | 11 |
| 10.97 | AP Turnbull | 63 | 22 |
| 11.18 | AJ Donald | 57 | 34 |
| 11.59 | DW Martin | 78 | 25 |

BEST BOWLING in INNINGS

| BBI | Name | Versus | Date |
|-------|-------------|----------------|--------|
| 7--20 | GG Wilson | Sturt | Feb-78 |
| 7--20 | LS Roberts | Gepps Cross | Dec-13 |
| 7--21 | G Clark | Pooraka | Mar-85 |
| 7--22 | XR Ryan | Walkerville | Mar-97 |
| 7--24 | MS Dalton | Tea Tree Gully | Jan-82 |
| 7--34 | GG Wilson | Walkerville | Oct-77 |
| 7--40 | CI Ansell | Marion | Oct-95 |
| 7--53 | S Harper | Ingle Farm | Mar-84 |
| 6--9 | BP Haynes | Walkerville | Mar-97 |
| 6--9 | AW Sandlant | East Torrens | Nov-98 |

BEST ECONOMY RATE (minimum 50 wkts)

| Rate | Name | Wkts | Mtchs |
|-------|-------------|------|-------|
| 25.40 | DC Oung | 58 | 16 |
| 27.88 | NJ Sandlant | 58 | 22 |
| 31.27 | MP Nye | 50 | 20 |
| 32.59 | AP Turnbull | 63 | 22 |
| 34.44 | CI Ansell | 51 | 10 |
| 35.12 | MD Bevan | 52 | 21 |
| 35.43 | MS Dalton | 97 | 25 |
| 35.83 | G Clark | 85 | 25 |
| 38.26 | NJ Padley | 52 | 24 |
| 39.90 | GG Wilson | 53 | 11 |

BEST BOWLING in MATCH

| BBM | Name | Versus | Date |
|--------|-------------|----------------|--------|
| 12--62 | CI Ansell | Marion | Oct-95 |
| 11--68 | MS Dalton | Ingle Farm | Jan-82 |
| 10--30 | I Abbasov | Ferryden Park | Dec-90 |
| 10--40 | C Barker | Gaza | Oct-83 |
| 10--46 | MS Dalton | Tea Tree Gully | Jan-82 |
| 10--48 | GG Wilson | Sturt | Feb-78 |
| 10--50 | MS Dalton | East Torrens | Dec-82 |
| 10--58 | AI Mackie | Gepps Cross | Nov-94 |
| 10--62 | MJ Barber | Richmond CP | Feb-96 |
| 9--14 | AW Sandlant | East Torrens | Nov-98 |

BEST STRIKE RATE (minimum 50 wkts)

| Rate | Name | Wkts | Mtchs |
|-------|-------------|------|-------|
| 21.09 | NJ Sandlant | 58 | 22 |
| 22.74 | MP Nye | 50 | 20 |
| 24.05 | AF Wood | 58 | 25 |
| 24.98 | DC Oung | 58 | 16 |
| 26.43 | GG Wilson | 53 | 11 |
| 27.22 | CI Ansell | 51 | 10 |
| 27.93 | AJ Donald | 57 | 34 |
| 27.98 | G Clark | 85 | 25 |
| 28.17 | DW Martin | 78 | 25 |
| 28.20 | MS Dalton | 97 | 25 |

HAT TRICKS

| Name | Team | Date |
|--------------|-----------|--------|
| I Abbasov | Under 16 | Jan-91 |
| M Allman | Under 16 | Feb-80 |
| VR Bhasker | Under 16 | Oct-92 |
| A Kaselouris | Under 17 | Dec-01 |
| CP Moulds | Under 16 | Nov-82 |
| DC Oung | Under 16 | Mar-90 |
| XR Ryan | Under 16 | Mar-97 |
| GG Wilson | Under 16 | Feb-78 |
| TE Evans | Under 17 | Dec-06 |
| AP Jorgensen | U17 Dukes | Oct-14 |
| WR Bakefield | U17 Dukes | Jan-16 |

5 WICKETS IN INNINGS (CAREER)

| 5wl | Name |
|-----|-------------|
| 8 | MS Dalton |
| 6 | DW Martin |
| 5 | G Clark |
| 5 | AF Wood |
| 5 | CI Ansell |
| 4 | MJ Barber |
| 4 | DC Oung |
| 3 | AP Turnbull |
| 3 | SJ Virgo |
| 3 | GG Wilson |
| 3 | and others |

10 WICKETS IN MATCH (CAREER)

| 10wM | Name |
|------|-----------|
| 3 | MS Dalton |
| 1 | MJ Barber |
| 1 | GG Wilson |
| 1 | CI Ansell |
| 1 | I Abbasov |
| 1 | C Barker |
| 1 | AI Mackie |

HIGHEST SEASON AGGREGATE

| Wkts | Name | Season |
|------|------------|---------|
| 60 | DJ Hammond | 1985/6 |
| 55 | MS Dalton | 1981/2 |
| 53 | GG Wilson | 1977/8 |
| 51 | CI Ansell | 1995/6 |
| 48 | M Boffa | 1979/80 |
| 48 | DW Martin | 1985/6 |
| 47 | DC Oung | 1989/90 |
| 47 | I Abbasov | 1990/1 |
| 46 | D Kennedy | 1954/5 |
| 46 | G Clark | 1985/86 |

BEST SEASON AVERAGE (min. 10 wkts)

| Ave | Name | Season |
|------|--------------|---------|
| 2.86 | DE Hann | 1958/9 |
| 3.96 | TJ Evans | 2004/5 |
| 4.40 | J McCallum | 1951/2 |
| 4.48 | NW Jolly | 2004/5 |
| 4.68 | JB Liebelt | 1953/4 |
| 4.83 | NJ Sandlant | 1997/8 |
| 4.83 | TT Gregerson | 2004/5 |
| 5.52 | RJ Hann | 1950/1 |
| 5.60 | DC Oung | 1989/90 |
| 5.70 | FG Gillman | 1952/3 |

BEST SEASON STRIKE RATE (min. 10 wkts)

| Rate | Name | Season |
|-------|--------------|--------|
| 9.82 | M Roocke | 1981/2 |
| 10.75 | TT Gregerson | 2004/5 |
| 11.68 | SA Allman | 1981/2 |
| 12.14 | SJ Christie | 2005/6 |
| 13.00 | E Surman | 1976/7 |
| 13.26 | VW Wilkinson | 1954/5 |
| 13.71 | R Worrall | 1981/2 |
| 14.79 | DE Hann | 1958/9 |
| 15.12 | G Fisher | 1952/3 |
| 15.19 | GJ Smith | 1957/8 |

BEST SEASON ECONOMY RATE (min. 10 wkts)

| Rate | Name | Season |
|-------|-------------|---------|
| 19.32 | DE Hann | 1958/9 |
| 21.48 | S Goodwin | 1988/9 |
| 22.81 | L Devine | 1997/8 |
| 23.42 | FG Gillman | 1952/3 |
| 24.54 | TJ Evans | 2004/5 |
| 24.88 | DW Martin | 1985/6 |
| 25.00 | DC Oung | 1988/9 |
| 25.56 | DC Oung | 1989/90 |
| 25.88 | NJ Sandlant | 1997/8 |
| 26.02 | JB Liebelt | 1953/4 |

5 WICKETS IN INNINGS (SEASON)

| 5wl | Name | Season |
|-----|--------------|---------|
| 6 | VW Wilkinson | 1954/5 |
| 5 | MS Dalton | 1981/2 |
| 5 | CI Ansell | 1995/6 |
| 4 | DJ Hammond | 1985/6 |
| 4 | DW Martin | 1985/6 |
| 4 | DC Oung | 1989/90 |
| 4 | DW Martin | 1986/7 |
| 4 | SA Allman | 1981/2 |
| 3 | GG Wilson | 1977/8 |
| 3 | M Boffa | 1979/80 |
| 3 | I Abbasov | 1990/1 |
| 3 | D Kennedy | 1954/5 |
| 3 | and others | |

10 WICKETS IN MATCH (SEASON)

| 10wM | Name | Season |
|------|--------------|--------|
| 2 | DJ Hammond | 1985/6 |
| 2 | MS Dalton | 1981/2 |
| 1 | VW Wilkinson | 1954/5 |
| 1 | GG Wilson | 1977/8 |
| 1 | CI Ansell | 1995/6 |
| 1 | I Abbasov | 1990/1 |
| 1 | AD Crouch | 1995/6 |
| 1 | MS Dalton | 1982/3 |
| 1 | MJ Barber | 1995/6 |
| 1 | L Devine | 1997/8 |
| 1 | SA Allman | 1982/3 |
| 1 | A Kallos | 1990/1 |
| 1 | and others | |

W/KEEPING

Best available information – records spasmodic

MOST DISMISSALS

| Dis. | Name | Ctch | Stump | Byes |
|------|-------------|------|-------|------|
| 46 | DS Cockburn | 32 | 14 | 97 |
| 39 | SK Quarrell | 28 | 11 | 72 |
| 32 | AJ Wilton | 18 | 14 | 63 |
| 26 | S Marotti | 23 | 3 | 54 |
| 23 | LO Evans | 14 | 9 | 96 |
| 17 | DR Jennings | 17 | | 39 |
| 17 | D Flynn | 15 | 2 | 102 |
| 17 | AP Reeh | 17 | | 64 |
| 16 | AL Stagg | 12 | 4 | 124 |
| 16 | DJ O'Reilly | 16 | | 58 |



Historic Teams

Refer to Volume 2

Juniors

Colts -- Regular Competition

2019/20

Under 15 – 2 Day Competition

1973/74 – 1975/76

1998/99 – 2018/19

Under 14 – 2 Day Competition

1977/78 – 1997/98





Junior Girls T20 Competitions

1 DAY COMPETITION – 20 OVERS

PLAYED: Friday - p.m.: as programmed

Commenced: 2017-18 >>

Cricket Australia Junior Stage 2 Rules

9 players per team



TEAM

GRADES CONTESTED

| Season | Teams | | Grade | Asscn |
|--------------------|---------|----------|-------|------------------------|
| 2018/19 | U14 | | U14 | ATCA |
| 2019/20 Spring | U16 Red | U16 Gold | 16&U | Strikers |
| 2019/20 Summer | U16 | | 16&U | Strikers |
| 2020/21 -- 2021/22 | U16 Red | U16 Gold | 16&U | Strikers |
| 2021/22 >> | U15 | | U15 | Strikers Metro Central |

HIGHEST INNINGS TOTAL

| Score | versus | Team | Date |
|--------|------------------------|----------|--------|
| 6--122 | Walkerville | Under 16 | Mar-21 |
| 4--121 | Gepps Cross | Under 15 | Feb-23 |
| 4--121 | Para Vista / Modbury | Under 15 | Oct-23 |
| 6--113 | Walkerville | Under 15 | Nov-23 |
| 3--105 | Salisbury West | Under 15 | Dec-23 |
| 4--103 | Walkerville | Under 15 | Jan-24 |
| 4--101 | Gepps Cross | Under 15 | Jan-24 |
| 5--99 | Payneham Red | U16 Gold | Oct-21 |
| 5--98 | Salisbury West | Under 15 | Nov-22 |
| 4--95 | Adelaide Uni Lightning | U16 Gold | Nov-21 |

LOWEST 20 OVER INNINGS TOTAL

| Score | versus | Team | Date |
|-------|----------------------|----------|---------|
| 19 | Walkerville Lions | U16 Red | Nov -21 |
| 36 | Hope Valley | Under 16 | Mar-20 |
| 38 | Hope Valley Saints | U16 Red | Nov-21 |
| 38 | Adel Uni Thunder | U16 Red | Jan-22 |
| 43 | Marion | Under 14 | Feb-19 |
| 43 | Adelaide Uni Thunder | U16 Red | Dec-21 |
| 44 | Muthuhara Adelaide | Under 14 | Feb-19 |
| 49 | Adelaide Uni Thunder | U16 Gold | Nov-21 |
| 49 | Walkerville | Under 15 | Feb-23 |
| 52 | Payneham Red | U16 Gold | Nov-19 |

HIGHEST INNINGS TOTAL AGAINST

| Score | by | Team | Date |
|-----------|------------------------|----------|--------|
| 3--146 | Hope Valley Saints | U16 Red | Nov-21 |
| 4--125 | Walkerville | Under 15 | Nov-23 |
| 6--114 | Adelaide Uni Thunder | Under 16 | Dec-21 |
| 4--111 | Walkerville Lions | U16 Red | Feb-22 |
| 5--111 | Hope Valley | Under 16 | Mar-20 |
| sf 6--109 | Salisbury West | Under 15 | Feb-24 |
| 5--108 | Hope Valley Saints | U16 Gold | Nov-21 |
| 6--107 | Adelaide Uni Lightning | U16 Gold | Nov-21 |
| 6--106 | Walkerville | Under 15 | Jan-23 |
| 5--99 | Payneham Gold | U16 Red | Oct-21 |

LOWEST 20 OVER TOTAL AGAINST

| Score | by | Team | Date |
|-------|--------------------|----------|--------|
| 25 | Muthuhara Adelaide | Under 14 | Feb-19 |
| 28 | Marion | Under 14 | Feb-19 |
| 34 | Goodwood 1 | Under 14 | Feb-19 |
| 36 | Adelaide Uni Sport | Under 16 | Feb-19 |
| 42 | Adelaide Uni Sport | Under 16 | Mar-21 |
| 48 | Salisbury West | Under 15 | Nov-22 |
| 49 | Adelaide Uni Sport | U16 Red | Nov-19 |
| 50 | Adelaide Uni Sport | U16 Gold | Nov-19 |
| 52 | Payneham Gold | U16 Red | Nov-19 |
| 58 | Payneham Gold | U16 Red | Jan-22 |

GRAND FINALS

| Result | Versus | Season |
|--------|----------------------------|--------|
| won | Adelaide University Sports | Mar-21 |

BATTING

LEADING RUNSCORERS

| Runs | Name | | Mch | Inn | NO | HS | 20s | Ave |
|------|---------|-------------|-----|-----|----|-----|-----|-------|
| 261 | Subedha | Bansal | 33 | 33 | 13 | 19* | | 13.05 |
| 253 | Eloise | Jansen | 28 | 28 | 18 | 38* | 2 | 25.30 |
| 235 | Isabel | Durant | 23 | 22 | 12 | 27* | 3 | 23.50 |
| 209 | Amy | Freeman | 35 | 32 | 20 | 26* | 2 | 17.42 |
| 202 | Acadia | Harmer | 25 | 25 | 16 | 39* | 3 | 22.44 |
| 161 | Lizzie | Moran | 29 | 28 | 14 | 14 | | 11.50 |
| 138 | Ayisha | Salah | 8 | 8 | 4 | 29* | 3 | 34.50 |
| 112 | Lily | Thompson | 10 | 10 | 6 | 28* | 2 | 28.00 |
| 106 | Allegra | Greene | 24 | 23 | 5 | 21* | 1 | 5.89 |
| 105 | Oneeja | Gamage Dona | 24 | 22 | 8 | 27* | 1 | 7.50 |

HIGHEST SCORES

| HS | Name | | Versus | Venue | Date |
|-----|----------|-------------|----------------------|---------------------|--------|
| 39* | Arcadia | Harmer | Para Vista/Modbury | Edward Smith Resv | Oct-23 |
| 38* | Eloise | Jansen | Hope Valley Saints | Payneham Oval Flicx | Nov-21 |
| 30* | Sanigdha | Bansal | Payneham Red | Payneham Oval | Dec-19 |
| 29* | Ayisha | Salah | Hope Valley Saints | Kensington Gdns Rsv | Jan-22 |
| 28* | Lily | Thompson | Para Vista/Modbury | Edward Smith Resv | Oct-23 |
| 27* | Oneeja | Gamage Dona | North Haven | Largs Nth Resv | Dec-23 |
| 27* | Isabel | Durrant | Salisbury West | Salisbury West No1 | Dec-23 |
| 26* | Amy | Freeman | Adelaide Uni Thunder | Payneham Oval Flicx | Feb-22 |
| 25* | Sanigdha | Bansal | Hope Valley | St Pauls P S Hw | Nov-19 |
| 25* | Eloise | Jansen | Walkerville | Payneham Oval | Nov-19 |

MOST APPEARANCES

| Player | Matches |
|---------------|---------|
| AL Freeman | 35 |
| SS Bansal | 33 |
| L Thompson | 33 |
| LJ Moran | 29 |
| BG Clark | 28 |
| EC Jansen | 28 |
| AB Harmer | 25 |
| O Gamage Dona | 24 |
| A Greene | 24 |
| J Clarke | 23 |

BOWLING

| Wkts | Name | Overs | Mdn | Runs | BBI | Wi | NB | 3wl | E/R * | S/R | Ave |
|------|--------------------|-------|-----|------|-------|----|----|-----|-------|-------|-------|
| 22 | Subedhaa Bansal | 67 | 7 | 216 | 3--9 | 42 | 13 | 1 | 3.22 | 18.27 | 9.82 |
| 18 | Eloise Jansen | 52.2 | 5 | 199 | 3--2 | 28 | 19 | 1 | 3.80 | 17.44 | 11.06 |
| 16 | Amy Freeman | 77 | 9 | 252 | 2--3 | 42 | 11 | | 3.27 | 28.88 | 15.75 |
| 14 | Lizzie Moran | 72.3 | 11 | 257 | 5--3 | 51 | 12 | 1 | 3.54 | 31.07 | 18.36 |
| 12 | Isabel Durant | 57 | 6 | 188 | 2--10 | 21 | 6 | | 3.30 | 28.50 | 15.67 |
| 11 | Bethany Clark | 62.2 | 2 | 259 | 2--8 | 26 | 6 | | 4.16 | 34.00 | 23.55 |
| 11 | Oneeja Gamage Dona | 53.1 | 6 | 179 | 2-10 | 21 | 5 | | 3.37 | 29.00 | 16.27 |
| 9 | Sophie Russell | 40 | 1 | 182 | 2-5 | 36 | 11 | | 4.55 | 26.67 | 20.22 |
| 8 | Hannah Clark | 25 | 0 | 116 | 2--4 | 38 | 25 | | 4.64 | 18.75 | 14.50 |
| 8 | Lily Litchfield | 20.4 | 0 | 84 | 3--6 | 13 | 7 | 1 | 4.06 | 15.50 | 10.50 |

* Economy Rate – Runs/Over

BEST AVERAGE * (minimum 10 wkts)

| Rate | Name | Wkts | Mtchs |
|-------|---------------|------|-------|
| 9.82 | SS Bansal | 22 | 33 |
| 11.06 | EC Jansen | 18 | 28 |
| 15.67 | I Durrant | 12 | 23 |
| 15.75 | AL Freeman | 16 | 35 |
| 16.27 | O Gamage Dona | 11 | 24 |
| 18.36 | L Moran | 14 | 29 |
| 23.55 | BG Clark | 11 | 28 |

BEST BOWLING in INNINGS

| BBI | Name | Versus | Date |
|------|-----------------|--------------------|--------|
| 5--3 | Moran | Lizzie Walkerville | Oct-20 |
| 3--2 | Eloise Jansen | Adelaide Uni Spt | Mar-21 |
| 3--3 | Ishaana Verma | Salisbury West | Oct-23 |
| 3--6 | Lia Litchfield | Walkerville | Feb-21 |
| 3--9 | Subedhaa Bansal | Adelaide Uni Spt | Dec-19 |
| 2--1 | Subedhaa Bansal | Adelaide Uni Spt | Mar-21 |
| 2--2 | Eloise Jansen | Payneham Gold | Jan-22 |
| 2--3 | Amy Freeman | Walkerville | Mar-21 |
| 2--4 | Hannah Clark | Adelaide Uni Spt | Nov-19 |

BEST ECONOMY RATE (minimum 10 wkts)

| | | | |
|------|---------------|----|----|
| 3.22 | SS Bansal | 33 | 22 |
| 3.27 | AL Freeman | 16 | 35 |
| 3.30 | I Durrant | 12 | 23 |
| 3.37 | O Gamage Dona | 11 | 24 |
| 3.54 | L Moran | 14 | 29 |
| 3.80 | EC Jansen | 18 | 28 |
| 4.16 | BG Clark | 11 | 28 |

3 WICKETS IN INNINGS (CAREER)

| 3wl | Name |
|-----|-----------------|
| 1 | Subedhaa Bansal |
| 1 | Lizzie Moran |
| 1 | Eloise Jansen |
| 1 | Lia Litchfield |

BEST STRIKE RATE (minimum 10 wkts)

| Rate | Name | Wkts | Mtchs |
|-------|---------------|------|-------|
| 17.44 | EC Jansen | 18 | 28 |
| 18.27 | SS Bansal | 22 | 33 |
| 28.50 | I Durrant | 12 | 23 |
| 28.88 | AL Freeman | 16 | 35 |
| 29.00 | O Gamage Dona | 11 | 24 |
| 31.07 | LJ Moran | 14 | 29 |
| 34.00 | BG Clark | 11 | 28 |

HAT TRICKS

| Name | Verses | Date |
|----------|-------------|--------|
| LJ Moran | Walkerville | Oct-20 |



Historic Teams

Refer to Volume 2

Juniors – U15/U14: 2 day Competition

U15: 1973/74 -- 1975/76

U14: 1977/78 -- 1997/98

U15: 1998/99 -- 2018/19



A photograph of a dining area with tables and chairs, viewed through a large window overlooking a green field. A blue-bordered box with the text "Historic Teams" is overlaid on the top left of the image.

Historic Teams

Refer to Volume 2

Sub Juniors

Under 14 T20 Competition

2017/18 – 2019/20

Under 13 – Regular Competition

1988/89 – 2016/17

Under 13 – T20 Competition

2009/10 – 2016/17

Under 12 – T20 Competition

2017/18 – 2019/20

Under 11 – Regular Competition

2004/05 – 2016/17

Under 11 – T20 Competition

2012/13 – 2016/17

Under 11 – T20 Competition

2017/18—2019/20

Under 9 – Regular Competition

2007/08 – 2016/17





Sub Juniors Under 14

1/2 DAY COMPETITION – 28/50 OVERS

PLAYED: Sunday - a.m.: October-March

Commenced: 2019-20 >>



TEAM

GRADES CONTESTED

| Season | Team | Grade | Grading * | Association |
|-----------|-------------|--------------|---------------------------|-------------|
| 2017/18 | U14 Dukes | <i>Div.1</i> | <i>Grading Division 1</i> | NEJCA |
| | U14 Knights | <i>Div.3</i> | <i>Grading Division 2</i> | |
| 2018/19 | Under 14 | <i>Div.1</i> | <i>Grading Division 1</i> | NEJCA |
| 2019/20 | Under 14 | <i>Div.2</i> | <i>Grading Division 1</i> | NEJCA |
| 2020/21 | Under 14 | <i>Div.1</i> | <i>Grading Division 2</i> | NEJCA |
| 2021/22 | U14 Dukes | <i>Div.1</i> | <i>Grading Division 1</i> | NEJCA |
| | U14 Knights | <i>Div.2</i> | <i>Grading Division 3</i> | |
| 2022/23 # | U14 Dukes | <i>Div.1</i> | <i>Grading Division 1</i> | NEJCA |
| | U14 Knights | <i>Div.2</i> | <i>Grading Division 2</i> | |
| 2023/24 # | U14 Dukes | <i>Div.3</i> | None | NEJCA |
| | U14 Knights | <i>Div.3</i> | None | |

* Three or Four preliminary rounds played in Grading Divisions to establish Grading

In season 2022/23 grading matches were washed out and teams remained in the initial allocations

CAPTAINS

Permanent captains are not appointed in Sub Junior grades

HIGHEST INNINGS TOTAL

| Score | versus | Team | Date |
|--------|----------------------|-----------|--------|
| 214 | Glenunga White | U14 Dukes | Nov-21 |
| 8--208 | Pooraka Blue | U14 Kgths | Nov-17 |
| 2--206 | Walkerville Leopards | U14 Dukes | Feb 24 |
| 8--204 | Walkerville Tigers | Under 14 | Nov-19 |
| 197 | Para Hills | U14 Dukes | Dec-17 |
| 6--190 | Walkerville Tigers | Under 14 | Dec-20 |
| 5--189 | North Pines | U14 Kgths | Jan-24 |
| 2--183 | Gaza | U14 Dukes | Mar-24 |
| 182 | Gaza | U14 Kgths | Nov-21 |
| 176 | Gepps Cross White | U14 Kgths | Nov-21 |

LOWEST COMPLETED INNINGS TOTAL

| Score | versus | Team | Date |
|-------|--------------------|-----------|--------|
| 36 | Eastern Suburbs | U14 Kgths | Feb-22 |
| 42 | Walkerville Lions | Under 14 | Oct-20 |
| 46 | Ingle Farm | U14 Kgths | Mar-24 |
| 54 | Glenunga Red | U14 Dukes | Jan-18 |
| 54 | Hope Valley Devils | Under 14 | Jan-19 |
| 56 | North Pines | U14 Kgths | Jan-24 |
| 59 | Para Hills | U14 Dukes | Oct-21 |
| 59 | Hope Valley Devils | Under 14 | Oct-18 |
| 60 | Salisbury West | U14 Kgths | Nov-21 |
| 61 | Walkerville Tigers | U14 Kgths | Jan-22 |

HIGHEST INNINGS TOTAL AGAINST

| Score | by | Team | Date |
|--------|-----------------------|-----------|--------|
| 4--324 | Eastern Suburbs Green | U14 Kgths | Jan-18 |
| 4--317 | Para Hills Gold | Under 14 | Nov-20 |
| 4--268 | Glenunga Green | U14 Kgths | Nov-22 |
| 4--265 | Walkerville Tigers | Under 14 | Nov-19 |
| 242 | Gaza | Under 14 | Nov-18 |
| 9--206 | Pooraka Blue | U14 Kgths | Nov-17 |
| 1--200 | Salisbury West | U14 Kgths | Nov-23 |
| 199 | Mawson Lakes | U14 Kgths | Feb-18 |
| 9--198 | Pooraka | U14 Dukes | Nov-21 |
| 3--197 | Ingle Farm | U14 Kgths | Mar-24 |

LOWEST COMPLETED INNINGS TOTAL AGAINST

| Score | by | Team | Date |
|-------|----------------------|-----------|--------|
| 32 | Gaza | U14 Dukes | Oct-21 |
| 45 | Eastern Suburbs | U14 Kgths | Feb-22 |
| 48 | Ingle Farm | U14 Kgths | Feb-22 |
| 52 | Walkerville Panthers | U14 Kgths | Oct-21 |
| 54 | Modbury Gold | U14 Dukes | Feb-23 |
| 55 | Para Hills | U14 Dukes | Oct-21 |
| 56 | Modbury | Under 14 | Dec-19 |
| 59 | Walkerville Leopards | U14 Kgths | Jan-23 |
| 60 | Salisbury West | U14 Kgths | Oct-21 |
| 60 | Gaza | U14 Dukes | Dec-23 |

+ In same match see also above

GRAND FINALS

| Result | Team | Versus | Season |
|--------|-----------|-----------------|---------|
| Lost | U14 Dukes | Gepps Cross Red | 2022-23 |

MOST APPEARANCES

| Mch | Name |
|-----|--------------|
| 37 | ST Holmes |
| 26 | MJ Szarvas |
| 25 | MS Costanzo |
| 25 | HV Haynes |
| 25 | ND Rice |
| 25 | FB Szarvas |
| 25 | HR Zippel |
| 24 | TD Brook |
| 24 | LO Koehne |
| 24 | TS Matthews |
| 24 | TJ Stevenson |
| 24 | LM Storti |
| 24 | and others |

BATTING

LEADING RUNSCORERS

| Runs | Name | Mch | Inn | N O | H S | 30s | 20s | 4s | Ave |
|------|------------------|-----|-----|-----|------|-----|-----|----|-------|
| 558 | TD Brook | 24 | 23 | 15 | 105* | 7 | 9 | 65 | 69.75 |
| 387 | V Ram | 26 | 25 | 14 | 50* | 8 | 3 | 52 | 35.18 |
| 362 | MJ Szarvas | 26 | 28 | 9 | 45 | 3 | 2 | 41 | 19.05 |
| 354 | J Morrissey | 24 | 25 | 9 | 52 | 4 | 3 | 1 | 35.40 |
| 333 | TS Matthews | 24 | 25 | 9 | 42* | 2 | 1 | 45 | 20.81 |
| 249 | CM Towers | 22 | 22 | 8 | 27 | | | 32 | 17.79 |
| 245 | A Nagpal | 28 | 27 | 9 | 34 | 1 | 1 | 28 | 13.61 |
| 234 | LM Storti | 24 | 22 | 10 | 34 | 1 | 2 | 25 | 19.50 |
| 228 | IB Tiamzon-Gumpl | 29 | 28 | 11 | 23* | | 3 | 18 | 18.41 |
| 222 | ST Holmes | 37 | 38 | 11 | 28* | | 2 | 22 | 8.22 |

HIGHEST SCORES

| HS | Name | Versus | Venue | Date |
|------|-------------|----------------------|---------------------|--------|
| 105* | TD Brook | Para Hills Gold | Para Hills Oval No1 | Jan-23 |
| 66* | MA Brdar | Walkerville Tigers | Walkerville Oval | Nov-19 |
| 64* | CC McShane | Pooraka Blue | The Paddocks No3 | Nov-17 |
| 53* | TD Brook | Athelstone Blue | Max Amber Resv | Oct-22 |
| 52 | J Morrissey | Glenunga Red | Kensington Gdns Res | Feb-24 |
| 50* | V Ram | Gepps Cross Blue | Roma Mitchell SS | Dec-23 |
| 50* | V Ram | Walkerville Leopards | Broadview Oval | Feb-24 |
| 47 | J Morrissey | North Pines | Andrew Smith Resv | Nov-23 |
| 45* | MJ Szarvas | Golden Grove Gold | Wynn Vale Oval | Nov-22 |
| 45* | J Morrissey | Glenunga Red | Payneham Oval | Nov-23 |
| 44* | TD Brook | Glenunga White | Park 8 | Nov-22 |

HIGHEST AVERAGE (minimum 100 runs)

| Ave | Name | Runs |
|-------|--------------|------|
| 69.75 | TD Brook | 558 |
| 29.67 | JCA Saunders | 178 |
| 29.00 | A Zorzi | 145 |
| 28.25 | V Ram | 113 |
| 27.14 | AD Meda | 190 |
| 27.00 | JT Bedford | 189 |
| 26.25 | OR Gribben | 105 |
| 25.00 | TJ Turnbull | 200 |
| 25.00 | T Rahui | 125 |
| 20.81 | TS Matthews | 333 |

HIGHEST SEASON AGGREGATE

| Runs | Name | Season |
|------|------------------|---------|
| 394 | TD Brook | 2022/3 |
| 354 | J Morrissey | 2023/4 |
| 274 | V Ram | 2023/4 |
| 210 | MJ Szarvas | 2022/3 |
| 190 | AD Meda | 2017/8 |
| 171 | IB Tiamzon-Gumpl | 2023/24 |
| 166 | TJ Turnbull | 2018/9 |
| 166 | CM Towers | 2019/20 |
| 164 | TD Brook | 2021/2 |
| 163 | S Qadri | 2023/24 |

MULTIPLE 30's

| No | Name |
|----|--------------|
| 7 | TD Brook |
| 3 | JL Lau |
| 3 | MJ Szarvas |
| 2 | TS Matthews |
| 2 | TJ Turnbull |
| 2 | A Zorzi |
| 2 | JCA Saunders |

HIGHEST SEASON AVERAGE (minimum 5 innings)

| Ave | Name | Season |
|-------|-------------|---------|
| 78.80 | TD Brook | 2022/3 |
| 54.67 | TD Brook | 2021/2 |
| 33.20 | TJ Turnbull | 2018/9 |
| 31.20 | LM Storti | 2022/3 |
| 30.00 | JTJ Bedford | 2019/20 |
| 29.00 | A Zorzi | 2021/2 |
| 28.25 | V Ram | 2022/3 |
| 27.67 | CM Towers | 2019/20 |
| 27.14 | AD Meda | 2017/8 |

BOWLING

| Wkts | Name | Overs | Mdn | Runs | BBI | 2wl | * E/R | S/R | Ave |
|------|-------------|-------|-----|------|-------|-----|-------|-------|-------|
| 24 | ST Holmes | 113 | 11 | 433 | 3--14 | 4 | 3.83 | 28.25 | 18.04 |
| 24 | D Williams | 60.4 | 12 | 181 | 3--7 | 8 | 2.98 | 15.17 | 7.54 |
| 21 | A Ngapal | 70 | 5 | 322 | 3--8 | 5 | 4.60 | 20.22 | 15.33 |
| 21 | S Qadri | 62.5 | 10 | 223 | 2--2 | 7 | 3.55 | 17.95 | 10.62 |
| 19 | MR King | 61.3 | 5 | 264 | 3--8 | 4 | 4.29 | 19.42 | 13.89 |
| 18 | HR Zippel | 67.1 | 4 | 292 | 4--11 | 3 | 4.35 | 22.39 | 16.22 |
| 18 | H Jeyakumar | 66.2 | 8 | 164 | 3--5 | 5 | 2.47 | 22.11 | 9.11 |
| 18 | V Patel | 56 | 4 | 177 | 3--2 | 5 | 3.16 | 18.67 | 9.83 |
| 16 | TS Matthews | 65.2 | 9 | 179 | 2--2 | 3 | 2.74 | 24.50 | 11.19 |
| 16 | V Ram | 63.5 | 4 | 218 | 2--3 | 4 | 3.42 | 23.94 | 13.63 |

* Economy Rate = Runs / Over

BEST AVERAGE (minimum 10 wkts)

| Ave | Name | Wkts | Mtchs |
|-------|-------------|------|-------|
| 5.15 | LJ Parkin | 13 | 11 |
| 7.54 | D Williams | 24 | 20 |
| 7.58 | TJ Gribben | 12 | 9 |
| 8.40 | CE Thomas | 10 | 12 |
| 8.90 | AD Meda | 10 | 12 |
| 9.11 | H Jeyakumar | 18 | 23 |
| 9.83 | V Patel | 14 | 13 |
| 10.44 | H Gupta | 12 | 18 |
| 10.62 | S Qadri | 21 | 10 |
| 11.19 | TS Matthews | 16 | 24 |

BEST BOWLING in INNINGS

| BBI | Name | Versus | Date |
|-------|-------------|----------------------|--------|
| 4--4 | L Bazzica | Walkerville Leopards | Oct-23 |
| 4--5 | GS Dhindsa | Ingle Farm | Feb-22 |
| 4--7 | TJ Gribben | Para Hills | Dec-21 |
| 4--11 | CE Thomas | Para Hills | Dec-17 |
| 4--11 | HR Zippel | Pooraka | Mar-22 |
| 4--21 | TJ Gribben | Pooraka | Nov-21 |
| 3--2 | LJ Parkin | Para Hills | Dec-21 |
| 3--2 | V Patel | Walkerville Panthers | Oct-21 |
| 3--3 | LJ Pedersen | Pooraka Red | Feb-18 |
| 3--4 | JB Appleton | Glenunga Red | Feb-19 |

BEST ECONOMY RATE (minimum 10 wkts)

| Rate | Name | Wkts | Mtchs |
|------|--------------|------|-------|
| 2.18 | CE Thomas | 10 | 12 |
| 2.21 | LJ Parkin | 13 | 11 |
| 2.47 | H Jeyakumar | 18 | 23 |
| 2.74 | TS Matthews | 16 | 24 |
| 2.88 | MJ Szarvas | 12 | 26 |
| 2.90 | MJP Burrough | 10 | 12 |
| 2.98 | D Williams | 24 | 20 |
| 3.16 | V Patel | 18 | 21 |
| 3.18 | AD Meda | 10 | 12 |
| 3.25 | LM Storti | 24 | 12 |

BEST STRIKE RATE (minimum 10 wkts)

| Rate | Name | Wkts | Mtchs |
|-------|-------------|------|-------|
| 13.42 | TJ Gribben | 12 | 9 |
| 14.00 | LJ Parkin | 13 | 11 |
| 15.17 | D Williams | 24 | 20 |
| 15.43 | H Gupta | 14 | 13 |
| 16.80 | AD Meda | 10 | 12 |
| 17.95 | S Qadri | 21 | 10 |
| 18.67 | V Patel | 18 | 21 |
| 20.11 | H Jeyakumar | 18 | 20 |
| 22.39 | HR Zippel | 25 | 18 |
| 23.08 | DB McLachan | 13 | 23 |

HAT TRICKS

| Name | Team | Date |
|------|------|------|
| | | |
| | | |
| | | |

HIGHEST SEASON AGGREGATE

| Wkts | Name | Season |
|------|------------|---------|
| 15 | S Qadri | 2023/4 |
| 15 | MR King | 2023/4 |
| 14 | A Ngapal | 2023/4 |
| 13 | LJ Parkin | 2021/2 |
| 12 | D Williams | 2020/1 |
| 12 | TJ Gribben | 2021/2 |
| 11 | H Gupta | 2019/20 |
| 11 | GS Dhindsa | 2021/2 |
| 11 | HR Zipple | 2021/2 |
| 11 | V Patel | 2021/2 |

BEST SEASON AVERAGE (min. 7 wkts)

| Ave | Name | Season |
|------|-------------|--------|
| 5.15 | LJ Parkin | 2021/2 |
| 5.33 | D Williams | 2021/2 |
| 6.89 | H Jeyakumar | 2018/9 |
| 7.58 | TJ Gribben | 2021/2 |
| 7.64 | GS Dhindsa | 2021/2 |
| 7.67 | JC Stodden | 2017/8 |
| 8.00 | MR King | 2023/4 |
| 8.40 | AD Meda | 2017/8 |
| 8.90 | CM Towers | 2018/9 |
| 9.13 | GH Harslett | 2017/8 |

BEST SEASON STRIKE RATE (min. 7 wkts)

| Rate | Name | Season |
|-------|-------------|--------|
| 13.42 | TJ Gribben | 2021/2 |
| 13.83 | D Williams | 2021/2 |
| 14.00 | LJ Parkin | 2021/2 |
| 14.53 | MR King | 2023/4 |
| 15.63 | OR Gribben | 2021/2 |
| 16.80 | AD Meda | 2017/8 |
| 17.13 | S Qadri | 2023/4 |
| 17.45 | V Patel | 2021/2 |
| 18.89 | H Jeyakumar | 2017/8 |
| 19.50 | W Greene | 2022/3 |

BEST SEASON ECONOMY RATE (min. 7 wkts)

| Rate | Name | Season |
|------|--------------|--------|
| 2.16 | H Jeyakumar | 2018/9 |
| 2.16 | GS Dhindsa | 2021/2 |
| 2.18 | CE Thomas | 2017/8 |
| 2.19 | H Jeyakumar | 2017/8 |
| 2.21 | LJ Parkin | 2021/2 |
| 2.31 | D Williams | 2021/2 |
| 2.60 | N Khanal | 2021/2 |
| 2.63 | V Patel | 2021/2 |
| 2.90 | MJP Burrough | 2017/8 |
| 3.07 | MJ Szarvas | 2022/3 |

3 WICKETS IN INNINGS (CAREER)

| 3wl | Name |
|-----|------------|
| 2 | ST Holmes |
| 2 | V Patel |
| 2 | TJ Gribben |
| 2 | MJ Szarvas |
| 2 | A Nagpal |

3 WICKETS IN INNINGS (SEASON)

| 3wl | Name | Season |
|-----|------------|--------|
| 2 | TJ Gribben | 2021/1 |
| 2 | MJ Szarvas | 2022/3 |



Sub Juniors Under 12

1 DAY COMPETITION – 28 OVERS

PLAYED: Sunday - a.m.: October-March
Commenced: 2017-18 >>

Cricket Australia Junior Stage 2 Rules
9 players per team



TEAM

GRADES CONTESTED

| Season | Team | Grade # | Grading * | Association |
|---------|-------------|--------------|---------------------------|-------------|
| 2017/18 | U12 Dukes | <i>Div.1</i> | <i>Grading Division 1</i> | NEJCA |
| | U12 Knights | <i>Div.3</i> | <i>Grading Division 2</i> | |
| 2018/19 | U12 Dukes | <i>Div.2</i> | <i>Grading Division 1</i> | NEJCA |
| | U12 Knights | <i>Div.2</i> | <i>Grading Division 3</i> | |
| 2019/20 | U12 Dukes | <i>Div.1</i> | <i>Grading Division 1</i> | NEJCA |
| | U12 Knights | <i>Div.3</i> | <i>Grading Division 2</i> | |
| 2020/21 | U12 Blue | <i>Div.3</i> | <i>Grading Division 3</i> | NEJCA |
| | U12 Dukes | <i>Div.1</i> | <i>Grading Division 1</i> | |
| | U12 Knights | <i>Div.2</i> | <i>Grading Division 3</i> | |
| 2021/22 | U12 Blue | <i>Div.3</i> | <i>Grading Division 3</i> | NEJCA |
| | U12 Dukes | <i>Div.2</i> | <i>Grading Division 1</i> | |
| 2022/23 | U12 Knights | <i>Div.3</i> | <i>Grading Division 2</i> | NEJCA |
| | U12 Dukes | <i>Div.2</i> | <i>Grading Division 2</i> | |
| 2023/24 | U12 Knights | <i>Div.1</i> | | NEJCA |
| | U12 Dukes | <i>Div.1</i> | | |
| | U12 Blue | <i>Div.3</i> | | |

* Four preliminary rounds played in Zones/Grading Divisions to establish Grading

In season 2022/23 grading matches were washed out and teams remained in the initial allocation

Note: In the first season of Under 12, some matches were played under slightly different rules

CAPTAINS

Permanent captains are not appointed in Sub Junior grades

HIGHEST INNINGS TOTAL

| Score | versus | Team | Date |
|--------|-----------------------|-----------|--------|
| 5--227 | Brahma Lodge | U12 Dukes | Jan-21 |
| 2--219 | Walkerville Jaguars | U12 Dukes | Dec-22 |
| 6--206 | Glenunga Suns | U12 Dukes | Feb-21 |
| 4--201 | Golden Grove White | U12 Dukes | Feb-19 |
| 6--199 | Glenunga Stars | U12 Dukes | Jan-21 |
| 5--190 | North Pines | U12 Dukes | Nov-21 |
| 5--189 | Glenunga Meteors | U12 Dukes | Feb-20 |
| 3--183 | Eastern Suburbs White | U12 Dukes | Jan-24 |
| 2--182 | Gepps Cross White | U12 Dukes | Jan-23 |
| 5--178 | Ingle Farm District | U12 Blue | Feb-20 |

LOWEST COMPLETED INNINGS TOTAL

| Score | versus | Team | Date |
|-------|----------------------|--------------|--------|
| 18 | Glenunga Supanovas | U12 Kgths | Oct-23 |
| 22 | Glenunga Comets | gf U12 Dukes | Mar-21 |
| 26 | North Pines | U12 Blue | Feb-21 |
| 36 | Glenunga Supanovas | U12 Dukes | Dec-23 |
| 36 | Walkerville Jaguars | U12 Kgths | Jan-24 |
| 40 | Pooraka | U12 Kgths | Jan-22 |
| 40 | Gepps Cross | U12 Blue | Nov-23 |
| 41 | Glenunga Meteors | U12 Kgths | Oct-19 |
| 44 | Walkerville Leopards | U12 Kgths | Oct-21 |
| 45 | Glenunga Silver | U12 Kgths | Oct-17 |

HIGHEST INNINGS TOTAL AGAINST

| Score | by | Team | Date |
|--------|--------------------|-----------|--------|
| 4--197 | North Pines | U12 Blue | Feb-21 |
| 5--187 | Hectorville | U12 Blue | Mar-21 |
| 5--185 | Walkerville Tigers | U12 Dukes | Feb-24 |
| 5--184 | Eastern Subs Green | U12 Dukes | Oct-23 |
| 4--182 | Golden Grove Gold | U12 Kgths | Feb-24 |
| 4--177 | Glenunga Meteors | U12 Kgths | Nov-23 |
| 7--173 | Walkerville Tigers | U12 Dukes | Dec-23 |
| 6--171 | Gepps Cross Red | U12 Dukes | Oct-21 |
| 2--168 | Hectorville | U12 Dukes | Oct-18 |
| 167 | Walkerville Tigers | U12 Dukes | Nov-18 |

LOWEST COMPLETED INNINGS TOTAL AGAINST

| Score | by | Team | Date |
|-------|----------------------|-----------|--------|
| 35 | Walkerville Jaguars | U12 Blue | Dec-19 |
| 36 | Para Hills | U12 Blue | Oct-19 |
| 43 | Gepps Cross White | U12 Kgths | Feb-23 |
| 44 | Walkerville Panthers | U12 Kgths | Dec-23 |
| 46 | Hope Valley Devils | U12 Kgths | Nov-18 |
| 46 | Para Hills Gold | U12 Dukes | Dec-20 |
| 47 | Glenunga Stars | U12 Kgths | Jan-19 |
| 50 | Para Hills Gold | U12 Blue | Nov-20 |
| 51 | Golden Grove Maroon | U12 Dukes | Oct-19 |
| 51 | Gepps Cross Blue | U12 Blue | Dec-19 |

GRAND FINALS

| Result | Team | Versus | Season |
|--------|-----------|-----------------|--------|
| lost | U12 Dukes | Glenunga Comets | 2020/1 |

MOST APPEARANCES

| Mch | Name |
|-----|--------------|
| 51 | KL Boyd |
| 50 | AT Launer |
| 49 | SS Valente |
| 48 | CS Heffernan |
| 46 | LJ Harris |
| 45 | V Ram |
| 45 | MR King |
| 45 | HC Corbett |
| 36 | HO Carter |
| 36 | A Zorzi |
| 35 | TD Brook |
| 35 | AW Grant |
| 35 | D Williams |
| 34 | H Lamzoni |
| 34 | TJ Gribben |
| 34 | MS Bishop |
| 34 | and others |

| |
|----------------|
| BATTING |
|----------------|

LEADING RUNSCORERS

| Runs | Name | Mch | Inn | N O | H S | 50s | 30s | Ave |
|------|--------------|-----|-----|-----|-----|-----|-----|--------|
| 962 | TD Brook | 35 | 35 | 26 | 78* | 5 | 10 | 106.89 |
| 713 | D Batan | 31 | 31 | 8 | 86* | 3 | 6 | 31.00 |
| 660 | HC Corbett | 45 | 45 | 21 | 51* | 1 | 5 | 27.50 |
| 640 | JO McCabe | 30 | 30 | 7 | 57* | 2 | 7 | 27.83 |
| 590 | LJ Harris | 46 | 46 | 19 | 41 | | 3 | 21.85 |
| 571 | A Zorzi | 36 | 36 | 8 | 38* | | 3 | 28.55 |
| 565 | KL Boyd | 51 | 51 | 28 | 42* | | 3 | 24.57 |
| 464 | RJ Macdonald | 31 | 31 | 11 | 51* | 1 | 4 | 23.20 |
| 459 | L MacIntosh | 28 | 28 | 12 | 50* | 1 | 5 | 28.69 |
| 417 | DB McLachlan | 30 | 30 | 14 | 36* | | 2 | 26.06 |

HIGHEST SCORES

| HS | Name | Versus | Venue | Date |
|-----|--------------|-----------------------|---------------------|--------|
| 86* | D Batan | Modbury Brown | Banksia Pk HIS | Nov-23 |
| 78* | TD Brook | Glenunga Suns | Devitt Oval | Feb-21 |
| 72* | D Batan | Paracombe | Paracombe Oval | Jan-24 |
| 63* | TD Brook | Ingle Farm | Ingle Farm P S | Feb-20 |
| 57* | TD Brook | Walkerville Jaguars | Barton Terrace East | Dec-19 |
| 57* | JO McCabe | Hope Valley Demons | St Pauls Col East | Nov-23 |
| 54* | TD Brook | Para Hills Gold | Para Hills Oval No2 | Dec-20 |
| 51* | RJ Macdonald | Golden Grove White | Golden Grove H S | Feb-19 |
| 51* | HC Corbett | Eastern Suburbs White | Park 10 | Jan-24 |
| 50* | TD Brook | Gepps Cross Blue | Devitt Oval | Dec-19 |
| 50* | TJ Gribben | Glenunga Stars | Victoria Pk RC | Jan-21 |
| 50* | L MacIntosh | Golden Grove White | Duncan Fraser No2 | Jan-23 |
| 50 | D Batan | Eastern Suburbs White | Devitt Oval | Jan-23 |

BEST PARTNERSHIPS

Partnerships are not recorded in Under 12 competition because of the copious retirements

HIGHEST AVERAGE (minimum 100 runs)

| Ave | Name | Runs |
|--------|--------------|------|
| 106.89 | TD Brook | 962 |
| 37.33 | OR Gribben | 224 |
| 33.33 | JL Lau | 300 |
| 31.00 | D Batan | 713 |
| 29.50 | Y Mann | 236 |
| 28.69 | L MacIntosh | 459 |
| 28.55 | A Zorzi | 571 |
| 29.36 | JO McCabe | 640 |
| 27.60 | JCA Saunders | 138 |
| 27.50 | HC Corbett | 660 |

HIGHEST SEASON AGGREGATE

| Runs | Name | Season |
|------|--------------|---------|
| 540 | TD Brook | 2020/1 |
| 456 | D Batan | 2023/4 |
| 320 | JO McCabe | 2022/3 |
| 317 | JO McCabe | 2023/4 |
| 311 | RJ Macdonald | 2018/9 |
| 310 | TD Brook | 2019/20 |
| 286 | A Zorzi | 2019/20 |
| 262 | KL Boyd | 2020/1 |
| 260 | JL Lau | 2019/20 |
| 257 | L MacIntosh | 2021/2 |

MULTIPLE 50's

| No | Name |
|----|----------|
| 5 | TD Brook |

HIGHEST SEASON AVERAGE (minimum 5 innings)

| Ave | Name | Season |
|-------|-------------------|---------|
| 180.0 | TD Brook | 2020/1 |
| 66.50 | CE Moseley | 2019/20 |
| 62.00 | TD Brook | 2019/20 |
| 56.25 | HC Corbett | 2022/3 |
| 43.67 | KL Boyd | 2020/1 |
| 37.14 | JL Lau | 2019/20 |
| 36.43 | JA Morrissey | 2020/1 |
| 35.14 | SR Challa (Suhas) | 2018/9 |
| 35.08 | D Batan | 2023/4 |
| 33.50 | LJ Harris | 2021/2 |
| 33.14 | MJ Szarvas | 2020/1 |
| 32.00 | JO McCabe | 2022/3 |
| 31.78 | A Zorzi | 2019/20 |

BOWLING

| Wkts | Name | Overs | Mdn | Runs | Wi | Nb | BBI | 3w | E/R | S/R | Ave |
|------|--------------|-------|-----|------|----|----|-------|----|------|-------|-------|
| 38 | CS Heffernan | 131.5 | 10 | 418 | 34 | 25 | 3--4 | 1 | 3.17 | 20.82 | 11.00 |
| 37 | LJ Harris | 137.2 | 12 | 470 | 22 | 22 | 3--8 | 3 | 3.42 | 22.27 | 12.70 |
| 33 | KL Boyd | 128.4 | 17 | 416 | 44 | 21 | 2--4 | | 3.23 | 23.39 | 12.61 |
| 28 | BJ Boerema | 94 | 9 | 410 | 9 | 12 | 3-14 | 1 | 4.36 | 20.14 | 14.64 |
| 27 | HC Corbett | 127 | 14 | 425 | 39 | 26 | 4--3 | 2 | 3.35 | 28.22 | 15.74 |
| 26 | AT Launer | 120 | 21 | 309 | 33 | 10 | 2--2 | | 2.58 | 27.69 | 11.88 |
| 25 | A Zorzi | 91.2 | 15 | 256 | 5 | 12 | 3--17 | 1 | 2.80 | 21.92 | 10.24 |
| 25 | TJ Gribben | 78 | 9 | 242 | 12 | 12 | 3--6 | 1 | 3.10 | 18.72 | 9.68 |
| 24 | SS Valente | 118.4 | 12 | 439 | 53 | 44 | 3--8 | 1 | 3.70 | 29.67 | 18.29 |
| 24 | H Lanzoni | 79 | 4 | 262 | 30 | 17 | 3--4 | 2 | 3.32 | 19.75 | 10.92 |

Economy Rate = runs/over

BEST AVERAGE (minimum 10 wkts)

| Ave | Name | Wkts | Mtchs |
|------|----------------|------|-------|
| 4.50 | TS Matthews | 10 | 11 |
| 8.43 | Y Mann | 14 | 17 |
| 8.77 | R Musolino | 13 | 16 |
| 8.87 | T Balachander | 15 | 27 |
| 8.91 | NN Wanigatunga | 11 | 11 |
| 8.92 | JL Lau | 13 | 18 |
| 9.20 | G Gill | 10 | 12 |
| 9.40 | CH Morkunas | 10 | 12 |
| 9.48 | ND Rice | 21 | 29 |
| 9.68 | TJ Gribben | 25 | 34 |

BEST BOWLING in INNINGS

| BBI | Name | Versus | Date |
|------|----------------|--------------------|--------|
| 5--9 | D Ortmann | Ingle Farm | Oct-23 |
| 4--3 | HC Corbett | Walkerville Pumas | Nov-22 |
| 4--6 | NN Wanigatunga | Athelstone Blue | Mar-21 |
| 4--7 | HR Zippel | Glenunga S'rnvas | Jan-21 |
| 3--1 | LJ Parkin | Walkerville Panth' | Mar-21 |
| 3--1 | ND Rice | Payneham Knight | Dec-18 |
| 3--2 | TH Ozga | Payneham Blue | Nov-20 |
| 3--2 | HC Corbett | Glenunga Comets | Feb-23 |
| 3--2 | N Soni | Gepps X White | Feb-23 |
| 3--3 | DB McLachlan | Gaza | Dec-19 |

BEST ECONOMY RATE (minimum 10 wkts)

| Rate | Name | Wkts | Mtchs |
|------|---------------|------|-------|
| 1.29 | TS Matthews | 10 | 11 |
| 2.14 | TD Brook | 17 | 35 |
| 2.15 | T Balachander | 15 | 27 |
| 2.24 | R Musolino | 13 | 16 |
| 2.46 | JL Lau | 13 | 18 |
| 2.56 | CG Joyce | 26 | 50 |
| 2.58 | AT Launer | 26 | 50 |
| 2.59 | LJ Parkin | 11 | 15 |
| 2.61 | CH Morkunas | 10 | 12 |
| 2.63 | Y Mann | 17 | 14 |

BEST STRIKE RATE (minimum 10 wkts)

| Rate | Name | Wkts | Mtchs |
|-------|----------------|------|-------|
| 16.55 | NN Wanigatunga | 11 | 11 |
| 18.70 | G Gill | 10 | 12 |
| 18.72 | TJ Gribben | 25 | 34 |
| 19.21 | Y Mann | 14 | 17 |
| 19.42 | J Brooks | 12 | 14 |
| 19.67 | D Ortmann | 15 | 16 |
| 19.75 | H Lanzoni | 24 | 34 |
| 19.80 | E Broome | 10 | 14 |
| 20.14 | BJ Boerema | 28 | 32 |
| 20.39 | LS Grant | 23 | 30 |

HAT TRICKS

| Name | Team | Date |
|------|------|------|
| | | |

| |
|--|
| |
|--|

HIGHEST SEASON AGGREGATE

| Wkts | Name | Season |
|------|----------------|---------|
| 20 | CS Heffernan | 2019/20 |
| 17 | VR Weerasinghe | 2021/22 |
| 17 | BJ Boerema | 2023/24 |
| 15 | D Ortmann | 2023/24 |
| 14 | KL Boyd | 2018/19 |
| 14 | Y Mann | 2021/22 |
| 14 | B Rauf | 2021/22 |
| 13 | LJ Harris | 2021/22 |
| 13 | R Musolino | 2023/24 |
| 12 | LJ Harris | 2022/23 |
| 12 | LS Grant | 2019/20 |

BEST SEASON AVERAGE (min. 7 wkts)

| Ave | Name | Season |
|------|----------------|---------|
| 4.50 | TS Matthews | 2017/18 |
| 6.06 | VR Weerasinghe | 2021/22 |
| 6.95 | CS Heffernan | 2019/20 |
| 7.00 | CM Towers | 2017/18 |
| 7.71 | T Balachander | 2017/18 |
| 7.85 | LJ Harris | 2021/22 |
| 8.00 | HC Corbett | 2022/23 |
| 8.25 | HB Matthias | 2017/18 |
| 8.38 | T Balachander | 2018/19 |
| 8.43 | Y Mann | 2021/22 |
| 8.71 | KL Boyd | 2018/19 |

BEST SEASON STRIKE RATE (min. 7 wkts)

| Rate | Name | Season |
|-------|----------------|---------|
| 13.05 | CS Heffernan | 2019/20 |
| 15.43 | KL Boyd | 2018/19 |
| 16.29 | B Rauf | 2021/22 |
| 16.71 | VR Weerasinghe | 2021/22 |
| 18.70 | G Gill | 2022/23 |
| 18.71 | BJ Boerema | 2023/24 |
| 18.86 | T Balachander | 2017/18 |
| 18.92 | B Jeyakumar | 2018/19 |
| 19.21 | Y Mann | 2021/22 |
| 19.42 | J Brooks | 2023/24 |

BEST SEASON ECONOMY RATE (min. 7 wkts)

| Rate | Name | Season |
|------|----------------|---------|
| 1.29 | TS Matthews | 2017/18 |
| 1.75 | CM Towers | 2017/18 |
| 1.97 | T Balachander | 2018/19 |
| 2.18 | VR Weerasinghe | 2021/22 |
| 2.24 | R Musolino | 2023/24 |
| 2.25 | A Bhayana | 2021/22 |
| 2.32 | A Zorzi | 2018/19 |
| 2.36 | HC Corbett | 2022/23 |
| 2.37 | LJ Harris | 2021/22 |
| 2.38 | CG Joyce | 2018/19 |

3 WICKETS IN INNINGS (CAREER)

| 3wl | Name |
|-----|---------------|
| 2 | LJ Harris |
| 2 | TH Ozga |
| 2 | HC Corbett |
| 2 | H Lanzoni |
| 1 | HF Pedersen |
| 1 | TS Matthews |
| 1 | HB Matthias |
| 1 | T Balachander |
| 1 | S Murthy |
| 1 | B Jeyakumar |
| 1 | D Williams |
| 1 | ZS Herbert |
| | and others |

3 WICKETS IN INNINGS (SEASON)

| 3wl | Name | Season |
|-----|---------------|---------|
| 2 | LJ Harris | 2021/22 |
| 2 | HC Corbett | 2022/23 |
| 1 | HF Pedersen | 2017/18 |
| 1 | TS Matthews | 2017/18 |
| 1 | HB Matthias | 2017/18 |
| 1 | T Balachander | 2017/18 |
| 1 | S Murthy | 2017/18 |
| 1 | B Jeyakumar | 2018/19 |
| 1 | D Williams | 2018/19 |
| 1 | ZS Herbert | 2018/19 |
| 1 | CS Heffernan | 2019/20 |
| 1 | A Zorzi | 2019/20 |
| | and others | |



Sub Juniors: 'School Rules' Under 10

1 DAY COMPETITION – 20 OVERS

PLAYED: Sunday - a.m.: October-March

Commenced: 2017-18 >>

Cricket Australia Junior Stage 1 Rules

7 players per team

Batsmen face equal balls - not dismissed



TEAM

GRADES CONTESTED

| Season | Teams | | | | Grade | Asscn |
|-------------------|----------|---------|-----------|----------|-------|-------|
| 2017/18 | U10 Blue | U10 Red | | | U10 | NEJCA |
| 2018/19 | U10 | | | | U10 | NEJCA |
| 2019/20 | U10 Blue | U10 Red | | | U10 | NEJCA |
| 2020/21 | U10 Blue | U10 Red | U10 White | | U10 | NEJCA |
| 2021/22 – 2022/23 | U10 Blue | U10 Red | | | U10 | NEJCA |
| 2023/24 >> | U10 Blue | U10 Red | U10 White | U10 Gold | U10 | NEJCA |

HIGHEST INNINGS TOTAL

| Score | versus | Team | Date |
|----------|-----------------------|-----------|--------|
| 4--212 | Golden Grove Yellow | U10 Red | Feb-24 |
| 6--211 | Eastern Suburbs White | U10 Red | Dec-22 |
| 8--199 | Para Hills Black | U10 Red | Feb-24 |
| 4--198 | Modbury | U10 Red | Mar-18 |
| + 0--197 | Modbury Brown | U10 White | Nov-23 |
| # 7--191 | Hectorville | U10 Blue | Jan-24 |
| 9--191 | Modbury Gold | U10 Blue | Jan-24 |
| 4--190 | Golden Grove Maroon | U10 Red | Jan-21 |
| 3--183 | Gaza | U10 Blue | Jan-24 |
| 11--183 | Eastern Suburbs White | U10 Red | Mar-21 |

LOWEST 20 OVER INNINGS TOTAL

| Score | versus | Team | Date |
|----------|-----------------------|-----------|--------|
| 8--8 | Hope Valley | U10 Red | Dec-19 |
| + 13--24 | Modbury Brown | U10 White | Nov-23 |
| 8--46 | Glenunga Supernovas | U10 Red | Oct-19 |
| 11--55 | Glenunga Rockets | U10 | Feb-19 |
| 14-57 | Eastern Suburbs Green | U10 Blue | Oct-21 |
| 11--60 | Walkerville Panthers | U10 White | Oct-20 |
| 5--62 | Glenunga Comets | U10 Red | Oct-22 |
| 9--62 | Para Hills Gold | U10 White | Feb-24 |
| 7--64 | Para Hills Gold | U10 Blue | Nov-19 |

HIGHEST INNINGS TOTAL AGAINST

| Score | by | Team | Date |
|---------|-----------------------|----------|--------|
| 8--244 | Walkerville Tigers | U10 Gold | Dec-23 |
| 8--225 | Glenunga Supamoves | U10 Blue | Feb-20 |
| 4--213 | Eastern Suburbs Green | U10 Red | Feb-22 |
| 4--212 | Modbury Blue | U10 Red | Mar-20 |
| 4--211 | Gepps Cross Lambs | U10 Red | Jan-23 |
| 7--208 | North Pines Blue | U10 Red | Mar-20 |
| 8--204 | Glenunga Stars | U10 Blue | Jan-21 |
| 13--203 | Walkerville Pumas | U10 Blue | Feb-22 |
| 6--203 | Para Hills Black | U10 Gold | Feb-24 |
| 6--201 | Glenunga Meteors | U10 Blue | Nov-20 |

LOWEST 20 OVER TOTAL AGAINST

| Score | by | Team | Date |
|---------|---------------------|-----------|--------|
| 6--35 | Hope Valley Demons | U10 Red | Dec-17 |
| 7--48 | Para Hills | U10 Red | Nov-17 |
| 14--63 | Modbury | U10 Red | Mar-18 |
| 13--68 | Ingle Farm | U10 White | Jan-24 |
| # 11-68 | Hectorville | U10 Blue | Jan-24 |
| 9--68 | Gepps Cross | U10 Red | Nov-17 |
| 9--62 | Para Hills Gold | U10 White | Jan-24 |
| 7--73 | Glenunga Silver | U10 Red | Jan-18 |
| 6--73 | Athelstone | U10 Blue | Jan-18 |
| 6--74 | Walkerville Jaguars | U10 Red | Oct-21 |

MOST WICKETS TAKEN (in an innings)

| Wkts | by | Team | Date |
|------|-----------|----------------------|--------|
| 21 | U10 Red | Golden Grove Yellow | Feb-24 |
| 20 | U10 Blue | Modbury Gold | Jan-24 |
| 18 | U10 Red | Hectorville | Dec-17 |
| 17 | U10 White | Hope Valley | Feb-24 |
| 16 | U10 White | Walkerville Panthers | Feb-24 |
| 14 | U10 Blue | Para Hills Black | Feb-18 |
| 14 | U10 Red | Modbury | Mar-18 |
| 14 | U10 Red | Eastern Subs White | Dec-22 |

MOST WICKETS LOST (in an innings)

| Wkts | by | Against | Date |
|------|----------|----------------------|--------|
| 22 | U10 Gold | Walkerville Tigers | Dec-23 |
| 15 | U10 Blue | Glenunga Rockets | Dec-20 |
| 14 | U10 Blue | Glenunga Red | Nov-17 |
| 14 | U10 Red | Glenunga Rockets | Oct-19 |
| 14 | U10 Blue | Eastern Suburbs Grn | Oct-21 |
| 13 | U10 Blue | Gepps Cross | Oct-19 |
| 13 | U10 Red | Hope Valley Saints | Feb-20 |
| 13 | U10 Red | Walkerville Leopards | Dec-20 |

| |
|----------------|
| BATTING |
|----------------|

LEADING RUNSCORERS

| Runs | Name | Mch | Outs | HS | 20s | Ave (runs/out) |
|------|-----------------|-----|------|-----|-----|----------------|
| 820 | TJ Stagg | 44 | | 40* | 10 | |
| 505 | BJ Boerema | 44 | | 41* | 12 | |
| 424 | N Viljoen | 42 | | 21* | 3 | |
| 343 | DG Freeman | 48 | | 27* | 4 | |
| 337 | TT Abeywickrama | 30 | | 33* | 2 | |
| 277 | JO McCabe | 16 | | 38* | 8 | |
| 250 | FE Pedersen | 14 | | 33* | 4 | |
| 249 | D Batan | 15 | | 26* | 4 | |
| 239 | TM Johnson | 27 | | 38* | 3 | |
| 235 | N Khangura | 27 | | 21* | 1 | |

HIGHEST SCORES

| HS | Name | Versus | Venue | Date |
|-----|-------------|-----------------------|---------------------|--------|
| 41* | BJ Boerema | Gepps Cross Horns | Payneham Oval Flicx | Dec-21 |
| 40* | TJ Stagg | Para Hills | Para Hills Oval No1 | Nov-22 |
| 39* | HC Corbett | Eastern Suburbs White | Payneham Oval | Mar-21 |
| 38* | TM Johnson | Golden Grove Maroon | Payneham Oval | Jan-21 |
| 38* | JO McCabe | Para Hills Gold | Para Hills No1 | Feb-22 |
| 36* | TJ Stagg | Eastern Suburbs Gold | Payneham Oval | Feb-24 |
| 34* | A Zorzi | Golden Grove Maroon | Marryatville P S | Dec-18 |
| 33* | TM Johnson | Modbury Blue | Marryatville P S | Mar-20 |
| 33* | FE Pedersen | Athelstone | Marryatville P S | Oct-20 |
| 33* | FE Pedersen | Golden Grove Gold | Marryatville P S | Jan-20 |

Note that it is a requirement of the Under 10 competition that batsmen face a fixed number of balls between 13 & 24 depending on the number of players in the team, regardless of the number times they are 'out'.

Accordingly batting averages have no meaning.

BOWLING

| Wkts | Name | Overs | Mdn | Runs | BBI | 3wl | E/R * | S/R | Ave |
|------|-----------------|-------|-----|------|-------|-----|-------|-------|-------|
| 60 | TJ Stagg | 121 | 7 | 415 | 5--4 | 8 | 3.43 | 12.10 | 6.92 |
| 57 | N Viljoen | 106 | 5 | 502 | 5--8 | 10 | 4.74 | 11.16 | 8.81 |
| 49 | BJ Boerema | 138 | 4 | 644 | 5--9 | 4 | 4.67 | 16.90 | 13.14 |
| 39 | DB McLachlan | 86 | 2 | 347 | 3--3 | 6 | 4.04 | 13.23 | 8.90 |
| 32 | TT Abeywickrama | 82 | 2 | 388 | 4--15 | 2 | 4.73 | 15.38 | 12.13 |
| 28 | KL Boyd | 42 | 7 | 110 | 5--10 | 2 | 2.62 | 9.00 | 3.93 |
| 27 | DG Freeman | 115 | 1 | 558 | 2--4 | | 4.85 | 25.56 | 20.67 |
| 26 | FE Pedersen | 52 | 7 | 178 | 4--6 | 6 | 3.42 | 12.00 | 6.85 |
| 25 | AL Koster | 88.3 | 6 | 393 | 4--8 | 2 | 4.44 | 21.24 | 15.72 |
| 25 | N Khangura | 63 | 6 | 276 | 4-7 | 1 | 4.38 | 15.12 | 11.04 |

* Economy Rate – Runs/Over

BEST ECONOMY RATE * (minimum 10 wkts)

| Rate | Name | Wkts | Mtchs |
|------|--------------|------|-------|
| 2.54 | M Boyd | 39 | 30 |
| 2.55 | A Zorzi | 21 | 14 |
| 2.61 | R Senarathne | 24 | 17 |
| 2.62 | KL Boyd | 28 | 16 |
| 2.80 | B Smith | 18 | 16 |
| 2.85 | M Yadav | 12 | 14 |
| 2.94 | D Williams | 18 | 17 |
| 2.94 | N Shah | 13 | 13 |
| 3.03 | A Chopra | 20 | 14 |
| 3.06 | P Krollig | 16 | 15 |

BEST BOWLING in INNINGS

| BBI | Name | Versus | Date |
|-------|----------------|-------------------|---------|
| 5--4 | T Stagg | Hope Vallry | Oct-23 |
| 5--7 | D Samananaya | Hope Valley | Oct -23 |
| 5--8 | N Viljoen | Eastern Sub Green | Feb-22 |
| 5--9 | BJ Boerema | Glenunga Suns | Feb-22 |
| 5--10 | KL Boyd | Hectorville | Dec-17 |
| 5--18 | V Wanigatunga | Eastern Sub Green | Mar-20 |
| 4--0 | C Kingston | Goldem Gve Yellow | Feb-24 |
| 4--2 | NN Wanigatunga | Hectorville | Oct-19 |
| 4--3 | KL Boyd | Hope Vly Demons | Dec-17 |
| 4--4 | TJ Stagg | Para Hills Black | Nov-21 |

BEST STRIKE RATE (minimum 10 wkts)

| Rate | Name | Wkts | Mtchs |
|-------|--------------|------|-------|
| 9.00 | KL Boyd | 28 | 16 |
| 9.50 | R Senarathne | 24 | 17 |
| 10.86 | A Zorzi | 21 | 14 |
| 11.08 | M Boyd | 39 | 30 |
| 11.16 | N Viljoen | 42 | 57 |
| 11.25 | HC Corbett | 16 | 12 |
| 11.67 | B Smith | 18 | 16 |
| 12.00 | FE Pedersen | 26 | 14 |
| 12.00 | A Chopra | 20 | 14 |
| 12.10 | TJ Stagg | 60 | 44 |

3 WICKETS IN INNINGS (CAREER)

| 3wl | Name |
|-----|------------------|
| 10 | N Viljoen |
| 8 | TJ Stagg |
| 6 | FE Pedersen |
| 6 | DB McLachlan |
| 4 | BJ Boerema |
| 3 | M Boyd |
| 3 | JO McCabe |
| 3 | D Samaranayakw |
| 3 | R Mlynowskyi |
| 3 | HC Corbett et al |



ONGOING AWARDS

**CLUB CHAMPIONS
CLUB BATTING AGGREGATE
CLUB BOWLING AGGREGATE
OUTSTANDING BATTING PERFORMANCE
OUTSTANDING BOWLING PERFORMANCE**

CLUB CONSISTENCY

**FIRST XI / IX BATTING AGGREGATES
FIRST XI / IX BOWLING AGGREGATES
FIRST XI CAP NUMBERS**



MARY ELIZABETH HICKS TROPHY>>Combined 2024 to *Wasley* and *von Einem* Medals**CLUB CHAMPION**

| <u>Season</u> | <u>Player</u> | <u>Season</u> | <u>Player</u> | <u>Season</u> | <u>Player</u> | |
|---------------|---------------|---------------|------------------|---------------|--------------------|--------|
| 1990-91 | R L Day | 2005-06 | A T Mainwaring | 2018-19 | M J Barber | |
| 1991-92 | M J O'Dea | 2006-07 | [N J Mosey | 2019-20 | D M Dolling | |
| 1992-93 | A S Foster | | [J J Gaerth | 2020-21 | RHJ Westley | |
| 1993-94 | S D Heeps | 2007-08 | M Sheikh | 2021-22 | JW Stagg | |
| 1994-95 | P M Judd | 2008-09 | J W Stagg | 2022-23 | LS Roberts | male |
| 1995-96 | S D Heeps | 2009-10 | [L A Harrington | | E C Jansen | female |
| 1996-97 | G A Wills | | [J W Stagg | 2023-24 | JJ Richter-Gilbert | male |
| 1997-98 | G A Wills | 2010-11 | L A Harrington | | BP Marziale | female |
| 1998-99 | G A Wills | 2011-12 | M Sheikh | | | |
| 1999-00 | G A Wills | 2012-13 | J W Stagg | | | |
| 2000-01 | C M Underwood | 2013-14 | J E Farmer | | | |
| 2001-02 | C M Underwood | 2014-15 | J W Stagg | | | |
| 2002-03 | C M Underwood | 2015-16 | M J Barber | | | |
| 2003-04 | N J Mosey | 2016-17 | J W Stagg | | | |
| 2004-05 | N J Mosey | 2017-18 | L S Roberts | | | |

GRANT WASLEY MEDAL**SENIOR CAPTAIN'Ss**

| <u>Season</u> | <u>Player</u> | | <u>Season</u> | <u>Player</u> | |
|---------------|----------------|------|---------------|------------------|------|
| 2006-07 | H J Sautebin | 15 | 2016-17 | J W Stagg | 17 |
| 2007-08 | M Sheikh | 19 | 2017-18 | J G Patel | 20.3 |
| 2008-09 | R W Rutter | 20 | 2018-19 | M J Barber | 16 |
| 2009-10 | S L Slape | 12.5 | 2019-20 | J G Patel | 18.2 |
| 2010-11 | L A Harrington | 15 | 2020-21 | R H J Westley | 10 |
| 2011-12 | M Sheikh | 15 | 2021-22 | J W Stagg | 14 |
| 2012-13 | C I Ansell | 17 | 2022-23 | L S Roberts | 13 |
| 2013-14 | T N Launer | 12.5 | | | |
| 2014-15 | M J Barber | 13 | | <i>See above</i> | |
| 2015-16 | M J Barber | 16 | | | |

TONY DURDIN MEDAL**JUNIOR'S COACHES AWARD**

| <u>Season</u> | <u>Player</u> | |
|---------------|--------------------------|----|
| 2016-17 | L O Evans | 10 |
| 2018-19 | J X Ianiello | 18 |
| 2020-21 | T E Cartwright | ** |
| | (on loan to Walkerville) | |

Von EINEM MEDAL**WOMEN COACHES AWARD**

| <u>Season</u> | <u>Player</u> | |
|---------------|------------------|----|
| 2017-18 | K B Evans | 19 |
| 2018-19 | J L David | 17 |
| 2019-20 | J L David | 15 |
| 2020-21 | M M Edwards | 88 |
| 2021-22 | E C Jansen | 73 |
| | <i>See above</i> | |

H R JAMES MEMORIAL TROPHY

CLUB BATTING AGGREGATE

Presented by the club to perpetuate the memory of the late H R James,
a former Player, Life Member and Patron of the club

| <u>Season</u> | <u>Batsman</u> | <u>Runs</u> | <u>Season</u> | <u>Batsman</u> | <u>Runs</u> | <u>Season</u> | <u>Batsman</u> | <u>Runs</u> |
|---------------|----------------|-------------|---------------|----------------|-------------|---------------|----------------|-------------|
| 1953-54 | J Towill | 452 | 1986-87 | S C Koster | 533 | 2019-20 | H D Towers | 539 |
| 1954-55 | W J Ewing | 601 | 1987-88 | A E Baker | 600 | 2020-21 | T D Brook | 513 |
| 1955-56 | W R Quintrell | 426 | 1988-89 | M Horsnell | 851 | 2021-22 | JW Stagg | 456 |
| 1956-57 | D J Milne | 466 | 1989-90 | S J Faulkner | 622 | 2022-23 | TD Brook | 394 |
| 1957-58 | B F Birch | 465 | 1990-91 | D J Dixey | 548 | 2023-24 | H Singh | 471 |
| 1958-59 | K J Francis | 291 | 1991-92 | M J O'Shea | 591 | | | |
| 1959-60 | A G Jarvis | 421 | 1992-93 | A S Foster | 476 | | | |
| 1960-61 | B L Bowley | 522 | 1993-94 | S D Heeps | 525 | | | |
| 1961-62 | B L Bowley | 483 | 1994-95 | W A Margitich | 518 | | | |
| 1962-63 | D G Hooper | 271 | 1995-96 | P M Judd | 510 | | | |
| 1963-64 | E Cook | 345 | 1996-97 | G A Wills | 619 | | | |
| 1964-65 | E Cook | 333 | 1997-98 | G A Wills | 485 | | | |
| 1965-66 | R Todd | 463 | 1998-99 | G A Wills | 480 | | | |
| 1966-67 | R J Graefe | 394 | 1999-00 | G A Wills | 742 | | | |
| 1967-68 | M J Perryman | 551 | 2000-01 | C M Underwood | 597 | | | |
| 1968-69 | P Mitchell | 414 | 2001-02 | A S Foster | 508 | | | |
| 1969-70 | R Dinan | 391 | 2002-03 | C M Underwood | 619 | | | |
| 1970-71 | R Dinan | 423 | 2003-04 | R Batusic | 579 | | | |
| 1971-72 | D J Williams | 335 | 2004-05 | B M Skurrie | 633 | | | |
| 1972-73 | K G Lees | 397 | 2005-06 | A S Foster | 409 | | | |
| 1973-74 | M J Perryman | 444 | 2006-07 | N J Mosey | 450 | | | |
| 1974-75 | D S Looker | 507 | 2007-08 | N J Mosey | 743 | | | |
| 1975-76 | A R Martin | 418 | 2008-09 | R Batusic | 551 | | | |
| 1976-77 | T J Hynd | 484 | 2009-10 | L A Harrington | 642 | | | |
| 1977-78 | P D Rebbeck | 410 | 2010-11 | L A Harrington | 530 | | | |
| 1978-79 | T M Goodwin | 388 | 2011-12 | N Harnas | 374 | | | |
| 1979-80 | M Boffa | 682 | 2012-13 | D D Roocke | 526 | | | |
| 1980-81 | P J Williams | 351 | 2013-14 | D J Fitzsimons | 418 | | | |
| 1981-82 | T M Goodwin | 374 | 2014-15 | J W Stagg | 520 | | | |
| 1982-83 | C P Moulds | 608 | 2015-16 | M J Brister | 467 | | | |
| 1983-84 | A E Baker | 503 | 2016-17 | J W Stagg | 566 | | | |
| 1984-85 | D K Parry | 410 | 2017-18 | J W Stagg | 458 | | | |
| 1985-86 | S J Corcoran | 472 | 2018-19 | J W Stagg | 379 | | | |

N T PATTEN MEMORIAL TROPHY

CLUB BOWLING AGGREGATE

Presented by the club to perpetuate the memory of the late Norman T Patten, who was killed in action on HMAS Perth in 1942. He was a talented right hand opening bowler and left hand batsman. He still holds the record for the 1st XI bowling average for a season (7.18)

| <u>Season</u> | <u>Bowler</u> | <u>Wkts</u> | <u>Season</u> | <u>Bowler</u> | <u>Wkts</u> | <u>Season</u> | <u>Bowler</u> | <u>Wkts</u> |
|---------------|---------------|-------------|---------------|-------------------|-------------|---------------|---------------------|-------------|
| 1946-47 | E J Milde | 44 | 1979-80 | M Boffa | 48 | 2010-11 | [C I Ansell | 27 |
| 1947-48 | W M Blanden | 44 | 1980-81 | M Allman | 40 | | [M J Porter | 27 |
| 1948-49 | C N Adams | 46 | 1981-82 | M S Dalton | 55 | 2011-12 | P D Sanzo | 33 |
| 1949-50 | V W Wilkinson | 47 | 1982-83 | M S Dalton | 43 | 2012-13 | C I Ansell | 36 |
| 1950-51 | A McDonald | 40 | 1983-84 | M A Weatherald | 41 | 2013-14 | R G Smith | 23 |
| 1951-52 | V W Wilkinson | 50 | 1984-85 | A Thyer | 42 | 2014-15 | M J Barber | 33 |
| 1952-53 | H J Davis | 63 | 1985-86 | D J Hammond | 60 | 2015-16 | M J Barber | 41 |
| 1953-54 | J S H Bickle | 38 | 1986-87 | [D J Hammond | 45 | 2016-17 | M J Barber | 31 |
| 1954-55 | V W Wilkinson | 70 | | [D W Martin | 45 | 2017-18 | M J Barber | 32 |
| 1955-56 | K G Plummer | 52 | 1987-88 | C A Pierce | 37 | 2018-19 | M J Barber | 34 |
| 1956-57 | J S H Bickle | 56 | 1988-89 | C A Pierce | 43 | 2019-20 | D M Dolling | 39 |
| 1957-58 | L A Walkley | 51 | 1989-90 | D C Oung | 53 | 2020-21 | D M Dolling | 25 |
| 1958-59 | L W Brown | 33 | 1990-91 | I Abbasov | 49 | 2021-22 | C A Vanderlag | 30 |
| 1959-60 | A F Smith | 51 | 1991-92 | C D Luck | 30 | 2022-23 | S Qadri | 37 |
| 1960-61 | V Wilkinson | 46 | 1992-93 | D J Nolan | 33 | 2023-24 | J J Richter-Gilbert | 44 |
| 1961-62 | Z Wrobel | 49 | 1993-94 | D J Nolan | 26 | | | |
| 1962-63 | L Kempster | 52 | 1994-95 | D A Gillard | 31 | | | |
| 1963-64 | J Kowalick | 45 | 1995-96 | D J von Einem Jr. | 37 | | | |
| 1964-65 | Z Wrobel | 52 | 1996-97 | D J von Einem Jr. | 34 | | | |
| 1965-66 | A F Smith | 55 | 1997-98 | G G Wilson | 39 | | | |
| 1966-67 | Z Wrobel | 43 | 1998-99 | I W Scott | 37 | | | |
| 1967-68 | P C Battersby | 54 | 1999-00 | D C Oung | 40 | | | |
| 1968-69 | J S H Bickle | 43 | 2000-01 | S P Cowling | 36 | | | |
| 1969-70 | J S H Bickle | 65 | 2001-02 | C M Underwood | 31 | | | |
| 1970-71 | J S H Bickle | 61 | 2002-03 | G G Wilson | 29 | | | |
| 1971-72 | A R Marrett | 61 | 2003-04 | B M Skurrie | 27 | | | |
| 1972-73 | R Ormond | 64 | 2004-05 | S H Dravitzki | 28 | | | |
| 1973-74 | J S H Bickle | 70 | 2005-06 | A T Mainwaring | 31 | | | |
| 1974-75 | J S H Bickle | 74 | 2006-07 | J J Gaerth | 30 | | | |
| 1975-76 | J S H Bickle | 56 | 2007-08 | M Sheikh | 37 | | | |
| 1976-77 | G Cook | 45 | 2008-09 | J W Stagg | 27 | | | |
| 1977-78 | G G Wilson | 54 | 2009-10 | S L Slape | 30 | | | |
| 1978-79 | R Summerton | 41 | ----- | ----- | | | | |

A A PARHAM MEMORIAL TROPHY

OUTSTANDING BATTING PERFORMANCE

Donated by the family of the late A A Parham, a former East Torrens cricketer and a Vice President and keen worker for the club

| <u>Season</u> | <u>Player</u> | <u>Team</u> | <u>Score</u> | | | | | |
|---------------|----------------|-------------|--------------|----|---------|-------------|--------------|----|
| 1988-89 | D Rowe | U16 XI | 188* | | 2020-21 | KB Evans | 1st IX W 53* | GF |
| 1989-90 | D R Jennings | 4th XI | 132 | | 2021-22 | RHJ Westley | 1st 175 | |
| 1990-91 | W J Vanniekerk | 5th XI | 201 | | 2022-23 | LM Durdin | 2nd 112* | |
| 1991-92 | R L Day | 1st XI | 129* | # | 2023-24 | NE Knight | LO5 88 | |
| 1992-93 | G G Wilson | 1st XI | 86* | ## | | | | |
| 1993-94 | A S Foster | 1st XI | 169 | | | | | |
| 1994-95 | W A Margitich | 2nd XI | 107 | % | | | | |
| 1995-96 | K G Lees | 6th XI | 50* | | | | | |
| 1996-97 | G A Wills | 1st XI | 153* | %% | | | | |
| 1997-98 | G A Wills | 1st XI | 140 | | | | | |
| 1998-99 | S Hill | 4th XI | 177 | | | | | |
| 1999-00 | A Ross | 4th XI | 84* | | | | | |
| 2000-01 | C Underwood | 1st XI | 155 | | | | | |
| 2001-02 | S Dixey | 2nd XI | 104* | | | | | |
| 2002-03 | N J Padley | 3rd XI | 100 | | | | | |
| 2003-04 | J A Jacobs | 2nd XI | 173 | | | | | |
| 2004-05 | N J Mosey | 1st XI | 124 | | | | | |
| 2005-06 | A G Durdin | 3rd XI | 141 | | | | | |
| 2006-07 | N J Mosey | 1st XI | 184 | | | | | |
| 2007-08 | N J Mosey | 1st XI | 168 | | | | | |
| 2008-09 | J W Stagg | 1st XI | 159 | | | | | |
| 2009-10 | L A Harrington | 1st XI | 175 | | | | | |
| 2010-11 | P E Freeman | 4th XI | ** | | | | | |
| 2011-12 | D Marotti | 3rd XI | 96* | | | | | |
| 2012-13 | J W Stagg | 1st XI | 101 | | | | | |
| 2013-14 | B T Schiller | 2nd XI | 134 | | | | | |
| 2014-15 | [J D McNally | 1st XI | 119 | | | | | |
| | [J J D'Antini | 2nd XI | 109 | | | | | |
| 2015-16 | J W Stagg | 1st XI | 109 | | | | | |
| 2016-17 | C I Ansell | 2nd XI | 101 | | | | | |
| 2017-18 | J W Stagg | 1st XI | 130 | | | | | |
| 2018-19 | LA Foster | 2nd XI | 161* | | | | | |
| 2019-20 | LM Durdin | 3rd XI | 150* | | | | | |

Batted through innings in Grand Final

Batted through innings in Semi Final

% Semi Final

%% Batted through innings in first game for club

** 3 Innings in 90s (90, 94, 95)

R K SAUNDERS MEMORIAL TROPHY

OUTSTANDING BOWLING PERFORMANCE

| <u>Season</u> | <u>Player</u> | <u>Team</u> | <u>BBI</u> | |
|---------------|--------------------|-------------|--------------|----------|
| 1993-94 | D J Von Einem | 2nd XI | 8/44 | |
| 1994-95 | I W Scott | 6th XI | 9/40 | |
| 1995-96 | H J Sautebin | 3rd XI | 11/65 | (BBM) |
| 1996-97 | X R Ryan | u16 XI | 6/25 | %% |
| 1997-98 | G G Wilson | 1st XI | 10/61 | (BBM) |
| 1998-99 | S P Cowling | 3rd XI | 6/37 | |
| 1999-00 | G M Vincent | 1st XI | 7/40 | |
| 2000-01 | S P Cowling | 3rd XI | 13/62 | (BBM) |
| 2001-02 | S P Cowling | 3rd XI | 8/49 | |
| 2002-03 | B J Gauranich | 6LO XI | 7/17 | +HT |
| 2003-04 | M J McKern | 2nd XI | 6/19 | % |
| 2004-05 | S H Dravitzki | u15 XI | 9/28 | |
| 2005-06 | A Angural | 6LO XI | 8/7 | |
| 2006-07 | J J Gaerth | 1st XI | 12/61 | |
| 2007-08 | D M Girdham | 4th XI | 7/3 | |
| 2008-09 | M Sheikh | 1st XI | 7/43 | +HT |
| 2009-10 | J W Stagg | 1st XI | 11/58 | +HT |
| 2010-11 | A L Stagg | 3rd XI | 7/9 | |
| 2011-12 | M J McKern | 3rd XI | 9/22 | |
| 2012-13 | R H Singh | 4LO XI | 7/25 | +HT |
| 2013-14 | J J Gaerth | 1st XI | 11/66 | (BBM) |
| 2014-15 | S P Crook | 1st XI | 7/41 | (11/121) |
| 2015-16 | S Snater | 1st XI | 7/21 | |
| 2016-17 | [D A Wilden | 3rd XI | 8/13 | |
| | [A J Donald | 1st XI | 8/82 | |
| 2017-18 | L S Roberts | 1st XI | 7/29 | +HT 4in4 |
| 2018-19 | M J Barber | 1st XI | 13/56 | (BBM) |
| 2019-20 | S C Colley | 2nd XI | 9/62 | |
| 2020-21 | JW Stagg | 1st XI | 5/28 | |
| 2021-22 | LJ Jacobs | 2nd XI | 6/24 & 10/58 | (BM) |
| 2022-23 | Eloise Jansen | 1st IX W | 4/7 | |
| 2023-24 | JJ Richter-Gilbert | 1st XI | 7/29 | |

% Semi Final

%% Grand Final

BBI Best Bowling in an Innings

BBM Best Bowling in a Match

I W SCOTT TROPHY

OUTSTANDING PERFORMANCE BY A JUNIOR IN A SENIOR MATCH

| <u>Season</u> | <u>Player</u> | <u>Team</u> | <u>Score</u> |
|---------------|----------------|-------------|--------------|
| 2015-16 | D J Fitzsimons | 1st XI | 5/28 (T20) |
| 2016-17 | H M Ives | 2nd XI | 47 & 4/38 |
| 2017-18 | T W Colley | 3rd XI | 24* |
| 2018-19 | T W Colley | 2nd XI | 79 |
| 2019-20 | T W Colley | Overall | |
| 2020-21 | Lia Litchfield | 1st IX W | 29 & 2/7 |
| 2021-22 | Eloise Jansen | Overall | |
| 2022-23 | Oliver Napier | 1st IX W | 3/4 |

% Semi Final

%% Grand Final

BBI Best Bowling in an Innings

BBM Best Bowling in a Match

CONSISTENCY AWARDS - SENIORS

WHOLE OF CLUB [L A WALKELY TROPHY: 1958 to 1975] [Gordon CLARK TROPHY: 1977 to 1997]

| <u>Season</u> | <u>Player</u> | <u>Points</u> | <u>Season</u> | <u>Player</u> | <u>Points</u> | <u>Season</u> | <u>Player</u> | <u>Points</u> |
|---------------|---------------|---------------|---------------|---------------|---------------|---------------|---------------|---------------|
| 1958-59 | M J Perryman | 421 | 1968-69 | R Dinan | 639 | 1978-79 | T M Goodwin | 608 |
| 1959-60 | A F Smith | 796 | 1969-70 | R A Marrett | 895 | 1979-80 | M Boffa | 1162 |
| 1960-61 | B L Bowley | 777 | 1970-71 | J S H Bickle | 809 | 1980-81 | A P Gillard | 550 |
| 1961-62 | ASF Smith | 766 | 1971-72 | R A Marrett | 800 | 1981-82 | M S Dalton | 870 |
| 1962-63 | L Kempster | 661 | 1972-73 | R Ormond | 640 | 1982-83 | C P Moulds | 1011 |
| 1963-64 | J Kowalick | 565 | 1973-74 | J S H Bickle | 834 | 1983-84 | S Harper | 565 |
| 1964-65 | Z Wrobel | 571 | 1974-75 | J S H Bickle | 825 | 1984-85 | G G Wilson | 549 |
| 1965-66 | A F Smith | 943 | 1975-76 | G Jones | 566 | 1985-86 | M A Conroy | 677 |
| 1966-67 | R Gaffney | 560 | 1976-77 | R Dinan | 591 | 1986-87 | D M Curtin | 749 |
| 1967-68 | M J Perryman | 741 | 1977-78 | G G Wilson | 763 | | | |

FIRST XI

KEITH & MAVIS PLUMMER

| <u>Season</u> | <u>Player</u> | <u>Points</u> | <u>Season</u> | <u>Player</u> | <u>Points</u> | <u>Season</u> | <u>Player</u> | <u>Points</u> |
|---------------|---------------|---------------|---------------|----------------|---------------|---------------|---------------|---------------|
| 1987-88 | D M Curtin | 600 | 2008-09 | C M Underwood | 586 | | | |
| 1988-89 | J Frick | 570 | 2009-10 | L A Harrington | 717 | | | |
| 1989-90 | N W Ford | 549 | 2010-11 | L A Harrington | 736 | | | |
| 1990-91 | P J Raymond | 362 | 2011-12 | L A Harrington | 553 | | | |
| 1991-92 | M J O'Shea | 591 | 2012-13 | J J Gaerth | 577 | | | |
| 1992-93 | G S Pugh | 519 | 2013-14 | L A Harrington | 470 | | | |
| 1993-94 | A S Foster | 537 | 2014-15 | J W Stagg | 520 | | | |
| 1994-95 | P M Judd | 776 | 2015-16 | M J Barber | 482 | | | |
| 1995-96 | P M Judd | 590 | 2016-17 | J W Stagg | 756 | | | |
| 1996-97 | G A Wills | 1049 | 2017-18 | J W Stagg | 598 | | | |
| 1997-98 | G A Wills | 1025 | 2018-19 | M J Barber | 473 | | | |
| 1998-99 | G A Wills | 755 | 2019-20 | J W Stagg | 599 | | | |
| 1999-00 | G A Wills | 912 | 2020-21 | J W Stagg | 357 | | | |
| 2000-01 | C M Underwood | 803 | 2021-22 | J W Stagg | 516 | | | |
| 2001-02 | C M Underwood | 864 | 2022-23 | S Qadri | 374 | | | |
| 2002-03 | C M Underwood | 779 | 2023-24 | H Singh | 471 | | | |
| 2003-04 | N J Mosey | 584 | | | | | | |
| 2004-05 | N J Mosey | 487 | | | | | | |
| 2005-06 | N J Mosey | 390 | | | | | | |
| 2006-07 | N J Mosey | 600 | | | | | | |
| 2007-08 | N J Mosey | 643 | | | | | | |

CONSISTENCY AWARDS - SENIORS

OTHER SENIORS

['Clacka' CLARK TROPHY: 1998 – 2004]

['Horry' TOY Trophy: from 2005]

| | | | | | | | | |
|---------|--------------|-----|---------|--------------|-----|---------|---------------|-----|
| 1987-88 | A E Baker | 610 | 2001-02 | A S Foster | 638 | 2016-17 | J G Patel | 504 |
| 1988-89 | B W Colborne | 663 | 2002-03 | S L Slape | 564 | 2017-18 | J G Patel | 580 |
| 1989-90 | M S Ashwood | 700 | 2003-04 | B M Skurrie | 668 | 2018-19 | A M Evans | 396 |
| 1990-91 | D J Dixey | 578 | 2004-05 | B M Skurrie | 722 | 2019-20 | J G Patel | 714 |
| 1991-92 | N J Padley | 547 | 2005-06 | A S Foster | 649 | 2020-21 | L M Durdin | 267 |
| 1992-93 | C D Luck | 621 | 2006-07 | D J Williams | 425 | 2021-22 | C A Vanderlag | 490 |
| 1993-94 | G M Vincent | 835 | 2007-08 | D M Girdham | 629 | 2022-23 | H Singh | 443 |
| 1994-95 | J A Jacobs | 801 | 2008-09 | R W Rutter | 616 | 2023-24 | H Singh | 671 |
| 1995-96 | H J Sautebin | 855 | 2009-10 | G M Vincent | 535 | | | |
| 1996-97 | D A Williams | 974 | 2010-11 | C I Ansell | 492 | | | |
| 1997-98 | G A Wills | 985 | 2011-12 | N Harness | 464 | | | |
| 1998-99 | I W Scott | 672 | 2012-13 | C I Ansell | 552 | | | |
| 1999-00 | A S Foster | 489 | 2013-14 | F L D'Antini | 370 | | | |
| 2000-01 | I W Scott | 550 | 2014-15 | A M Evans | 510 | | | |
| 2001-02 | A S Foster | 638 | 2015-16 | D J Brister | 497 | | | |

| |
|-------------------------------------|
| CONSISTENCY AWARDS - JUNIORS |
|-------------------------------------|

JUNIORS

W D GILLARD TROPHY: 1994 - 2015

R G WALSH TROPHY: 2016 >>

| <u>Season</u> | <u>Player</u> | <u>Points</u> | <u>Season</u> | <u>Player</u> | <u>Points</u> | <u>Season</u> | <u>Player</u> | <u>Points</u> |
|---------------|---------------|---------------|---------------|---------------|---------------|---------------|---------------|---------------|
| 1994-95 | S J Virgo | 963 | 2013-14 | A P Onofrio | 505 | | | |
| 1995-96 | C I Ansell | 1392 | 2014-15 | L O Evans | 506 | | | |
| 1996-97 | S J Virgo | 1034 | 2015-16 | J M May | 528 | | | |
| 1997-98 | L V Devine | 937 | 2016-17 | L O Evans | 437 | | | |
| 1998-99 | N P Zachat | 467 | 2107-18 | ----- | | | | |
| 1999-00 | C S Dindler | 572 | 2018-19 | J X Ianniello | 301 | | | |
| 2000-01 | J T Haynes | 328 | 2019-20 | H D Towers | 549 | | | |
| 2001-02 | L D Stanford | 236 | 2020-21 | ----- | | | | |
| 2002-03 | N W Jolly | 347 | 2021--22 | ----- | | | | |
| 2003-04 | N W Jolly | 381 | 2022-23 | ----- | | | | |
| 2004-05 | T J Evans | 637 | 2023-34 | ----- | | | | |
| 2005-06 | S R Ey | 526 | | | | | | |
| 2006-07 | N W Jolly | 510 | | | | | | |
| 2007-08 | R W Pickering | 411 | | | | | | |
| 2008-09 | L A Foster | 501 | | | | | | |
| 2009-10 | N P Nye | 374 | | | | | | |
| 2010-11 | L A Foster | 477 | | | | | | |
| 2011-12 | M P Nye | 622 | | | | | | |
| 2012-13 | D D Roocke | 646 | | | | | | |

SUB JUNIORS

G F VINCENT TROPHY

| <u>Season</u> | <u>Player</u> | <u>Points</u> | <u>Season</u> | <u>Player</u> | <u>Points</u> | <u>Season</u> | <u>Player</u> | <u>Points</u> |
|---------------|----------------|---------------|---------------|---------------|---------------|---------------|---------------|---------------|
| 2004-05 | A S Beddison | 278 | 2018-19 | R J Macdonald | 391 | | | |
| 2005-06 | M J Davies | 285 | 2019-20 | T D Brook | 375 | | | |
| 2006-07 | L P Glynn | 279 | 2020-21 | T D Brook | 628 | | | |
| 2007-08 | N P Nye | 198 | 2021-22 | Y Mann | 362 | | | |
| 2008-09 | K Bal | 268 | 2022-23 | T D Brook | 494 | | | |
| 2009-10 | G W Waterhouse | 325 | 2023-24 | D Batan | 516 | | | |
| 2010-11 | S L Fernando | 273 | | | | | | |
| 2011-12 | L M Durdin | 270 | | | | | | |
| 2012-13 | L O Evans | 368 | | | | | | |
| 2013-14 | S S Rahaley | 490 | | | | | | |
| 2014-15 | C A Leddicoat | 311 | | | | | | |
| 2015-16 | A Goddard | 244 | | | | | | |
| 2016-17 | J E Koster | 237 | | | | | | |
| 2017-18 | A D Meda | 287 | | | | | | |

| |
|---------------------------|
| B G EASTHER TROPHY |
|---------------------------|

FIRST XI BATTING AGGREGATE

| <u>Season</u> | <u>Player</u> | <u>Runs</u> | <u>Season</u> | <u>Player</u> | <u>Runs</u> |
|---------------|---------------|-------------|---------------|----------------|-------------|
| 1938-39 | J Millar | 383 | 1985-86 | A E Baker | 377 |
| 1939-40 | J Millar | 353 | 1986-87 | R A Fraser | 502 |
| 1940-41 | J Millar | 287 | 1987-88 | R A Fraser | 330 |
| 1941-42 | K E Woodcock | 360 | 1988-89 | J Frick | 430 |
| 1942-43 | R Warhurst | 455 | 1989-90 | N W Ford | 549 |
| 1943-44 | W H Toy | 750 | 1990-91 | P J Raymond | 352 |
| 1944-45 | R Warhurst | 531 | 1991-92 | M J O'Shea | 591 |
| 1945-46 | K J Duke | 279 | 1992-93 | A S Foster | 476 |
| 1946-47 | W M Blanden | 330 | 1993-94 | S D Heeps | 525 |
| 1947-48 | W H Toy | 468 | 1994-95 | M J O'Shea | 447 |
| 1948-49 | D S Looker | 419 | 1995-96 | P M Judd | 510 |
| 1949-50 | D S Looker | 296 | 1996-97 | G A Wills | 619 |
| 1950-51 | K J Duke | 314 | 1997-98 | G A Wills | 405 |
| 1951-52 | D S Looker | 287 | 1998-99 | G A Wills | 461 |
| 1952-53 | R W Moreby | 325 | 1999-00 | G A Wills | 742 |
| 1953-54 | M F Ewens | 342 | 2000-01 | C M Underwood. | 597 |
| 1954-55 | R W Moreby | 389 | 2001-02 | C M Underwood. | 342 |
| 1955-56 | M F Ewens | 318 | 2002-03 | C M Underwood. | 679 |
| 1956-57 | K J Duke | 324 | 2003-04 | N J Mosey | 504 |
| 1957-58 | S Fielke | 299 | 2004-05 | N J Mosey | 511 |
| 1958-59 | R W Moreby | 284 | 2005-06 | N J Mosey | 300 |
| 1959-60 | R W Moreby | 381 | 2006-07 | N J Mosey | 639 |
| 1960-61 | B L Bowley | 522 | 2007-08 | N J Mosey | 742 |
| 1961-62 | B L Bowley | 483 | 2008-09 | N J Mosey | 501 |
| 1962-63 | K G Plummer | 213 | 2009/10 | L A Harrington | 647 |
| 1963-64 | R J Graefer | 424 | 2010/11 | L A Harrington | 576 |
| 1964-65 | R J Graefer | 398 | 2011/12 | L A Harrington | 353 |
| 1965-66 | K J Francis | 335 | 2012/13 | J W Stagg | 410 |
| 1966-67 | R J Graefer | 394 | 2013/14 | A D Lee | 397 |
| 1967-68 | K J Francis | 302 | 2014/15 | J W Stagg | 526 |
| 1968-69 | R Dinan | 334 | 2015-16 | A D Lee | 316 |
| 1969-70 | A R Martin | 360 | 2016-17 | J W Stagg | 566 |
| 1970-71 | R Dinan | 423 | 2017-18 | J W Stagg | 458 |
| 1971-72 | R O'Brien | 227 | 2018-19 | J W Stagg | 379 |
| 1972-73 | W B Welch | 211 | 2019-20 | J W Stagg | 449 |
| 1973-74 | D McKay | 271 | 2020-21 | RHJ Westley | 319 |
| 1974-75 | D J Dixey | 280 | 2021-22 | J W Stagg | 456 |
| 1975-76 | D J Dixey | 306 | 2022-23 | J W Stagg | 237 |
| 1976-77 | G R Wasley | 295 | 2023-24 | K Mirza | 318 |
| 1977-78 | P D Rebbeck | 410 | | | |
| 1978-79 | T M Goodwin | 388 | | | |
| 1979-80 | T M Goodwin | 440 | | | |
| 1980-81 | P J Williams | 351 | | | |
| 1981-82 | T M Goodwin | 374 | | | |
| 1982-83 | A E Baker | 405 | | | |
| 1983-84 | A E Baker | 503 | | | |
| 1984-85 | P J Williams | 340 | | | |

| |
|-------------------------------------|
| J S H BICKLE MEMORIAL TROPHY |
|-------------------------------------|

FIRST XI BOWLING AGGREGATE

| <u>Season</u> | <u>Player</u> | <u>Wkts</u> | <u>Season</u> | <u>Player</u> | <u>Wkts</u> |
|---------------|---------------|-------------|---------------|---------------------|-------------|
| 1938-39 | N T Patten | 35 | 1985-86 | P Q Hoffman | 18 |
| 1939-40 | C A Kitto | 40 | 1986-87 | D M Curtin | 43 |
| 1940-41 | A W Fuss | 52 | 1987-88 | D M Curtin | 34 |
| 1941-42 | W H Toy | 19 | 1988-89 | D M Curtin | 30 |
| 1942-43 | C A Kitto | 34 | 1989-90 | D M Curtin | 22 |
| 1943-44 | C A Kitto | 41 | 1990-91 | D J Von Einem | 26 |
| 1944-45 | C A Kitto | 53 | 1991-92 | G S Pugh | 25 |
| 1945-46 | C A Kitto | 27 | 1992-93 | G S Pugh | 27 |
| 1946-47 | M McGill | 39 | 1993-94 | D J Nolan | 26 |
| 1947-48 | W M Blanden | 44 | 1994-95 | D J Nolan | 22 |
| 1948-49 | C N Adams | 46 | 1995-96 | D W Fischermann | 23 |
| 1949-50 | C N Adams | 32 | 1996-97 | G G Wilson | 25 |
| 1950-51 | C N Adams | 38 | 1997-98 | G G Wilson | 39 |
| 1951-52 | J B Harper | 32 | 1998-99 | [GA Wills | 26 |
| 1952-53 | P G Newman | 49 | | [GR Wasley | 26 |
| 1953-54 | K J Duke | 33 | 1999-00 | D C Oung | 40 |
| 1954-55 | K J Duke | 21 | 2000-01 | [C Underwood | 25 |
| 1955-56 | K G Plummer | 52 | | [D C Oung | 25 |
| 1956-57 | L A Walkley | 54 | 2001-02 | C M Underwood | 31 |
| 1957-58 | L A Walkley | 51 | 2002-03 | B J Meredith | 24 |
| 1958-59 | L W Brown | 33 | 2003-04 | B J Leckie | 24 |
| 1959-60 | B L Bowley | 36 | 2004-05 | J J Gaerth | 28 |
| 1960-61 | L N Kempster | 37 | 2005-06 | A T Mainwaring | 20 |
| 1961-62 | L N Kempster | 44 | 2006-07 | J J Gaerth | 31 |
| 1962-63 | L N Kempster | 52 | 2007-08 | M Sheikh | 40 |
| 1963-64 | J Kowalick | 45 | 2008-09 | J W Stagg | 27 |
| 1964-65 | Z Wrobel | 52 | 2009/10 | J W Stagg | 29 |
| 1965-66 | P C Battersby | 44 | 2010/11 | [J J Gaerth | 24 |
| 1966-67 | J S H Bickle | 22 | | [M Sheikh | 24 |
| 1967-68 | P C Battersby | 34 | 2011/12 | M Sheikh | 20 |
| 1968-69 | A R Marrett | 59 | 2012/13 | J J Gaerth | 35 |
| 1969-70 | A R Marrett | 59 | 2013/14 | M Sheikh | 21 |
| 1970-71 | A R Marrett | 58 | 2014/15 | M J Barber | 35 |
| 1971-72 | A R Marrett | 61 | 2015-16 | M J Barber | 41 |
| 1972-73 | P C Battersby | 34 | 2016-17 | M J Barber | 31 |
| 1973-74 | R J Stratford | 39 | 2017-18 | M J Barber | 32 |
| 1974-75 | R J Stratford | 54 | 2018-19 | M J Barber | 34 |
| 1975-76 | R J Stratford | 51 | 2019-20 | D M Dolling | 36 |
| 1976-77 | R Dinan | 43 | 2020-21 | D M Dolling | 25 |
| 1977-78 | B Newman | 41 | 2021-22 | D M Dolling | 20 |
| 1978-79 | A F Newman | 34 | 2022-23 | S Qadri | 31 |
| 1979-80 | A F Newman | 34 | 2023-24 | J J Richter-Gilbert | 55 |
| 1980-81 | A F Newman | 36 | | | |
| 1981-82 | G A Wright | 51 | | | |
| 1982-83 | T M Goodwin | 21 | | | |
| 1983-84 | M Weatherald | 41 | | | |
| 1984-85 | M Weatherald | 28 | | | |

| |
|---------------------------------|
| M R HANN MEMORIAL TROPHY |
|---------------------------------|

FIRST XI FIELDING

| <u>Season</u> | <u>Player</u> | <u>Season</u> | <u>Player</u> |
|---------------|----------------|---------------|----------------|
| 1946-47 | F G Bear | 1993-94 | S D Heeps |
| 1947-48 | R W Morbey | 1994-95 | S D Heeps |
| 1948-49 | M F Ewens | 1995-96 | R L Day |
| 1949-50 | D G Roberts | 1996-97 | D R Jennings |
| 1950-51 | D G Roberts | 1997-98 | D R Jennings |
| 1951-52 | R W Morbey | 1998-99 | G M Vincent |
| 1952-53 | P Neumann | 1999-00 | A J Wilton |
| 1953-54 | L J Lambert | 2000-01 | S Peach |
| 1954-55 | L J Lambert | 2001-02 | W A Margitich |
| 1955-56 | I J McLoughney | 2002-03 | S D Heeps |
| 1956-57 | M J Perryman | 2003-04 | A C Tharaldsen |
| 1957-58 | [D G Hooper | 2004-05 | N J Mosey |
| | [M J Perryman | 2005-06 | A T Mainwaring |
| 1958-59 | D G Hooper | 2006-07 | B T Schiller |
| 1959-60 | M J Perryman | 2007-08 | N J Mosey |
| 1960-61 | M J Perryman | 2008-09 | S D Hunter |
| 1961-62 | R Sparrow | 2009-10 | R X Davey |
| 1962-63 | B Chapman | 2010-11 | S D Heeps |
| 1963-64 | M J Perryman | 2011-12 | J W Stag |
| 1964-65 | D H Williams | 2012-13 | J W Stag |
| 1965-66 | J Mitchell | 2013-14 | J E Farmer |
| 1966-67 | D H Williams | 2014-15 | J E Farmer |
| 1967-68 | D H Williams | 2015-16 | S Snater |
| 1968-69 | D H Williams | 2016-17 | D J Perry |
| 1969-70 | P Parry | 2017-18 | G C Rose |
| 1970-71 | R R Parham | 2018-19 | T W Colley |
| 1971-72 | L Raymond | 2019-20 | J Y Boerema |
| 1972-73 | P C Battersby | ----- | ----- |
| 1973-74 | K J Widdows | 2020-21 | DM Dolling |
| 1974-75 | D I Williams | ----- | ----- |
| 1975-76 | D J Dixey | 2022-23 | J Y Boerema |
| 1976-77 | D J Dixey | | |
| 1977-78 | R G Chenoweth | | |
| 1978-79 | R G Chenoweth | | |
| 1979-80 | G C Perkins | | |
| 1980-81 | R G Chenoweth | | |
| 1981-82 | R G Chenoweth | | |
| 1982-83 | R I Dew | | |
| 1983-84 | R I Dew | | |
| 1984-85 | R I Dew | | |
| 1985-86 | D I Williams | | |
| 1986-87 | R A Fraser | | |
| 1987-88 | R I Dew | | |
| 1988-89 | R I Dew | | |
| 1989-90 | S D Heeps | | |
| 1990-91 | [S D Heeps | | |
| | [R L Day | | |
| 1991-92 | P M Judd | | |
| 1992-93 | S D Heeps | | |

FIRST XI CAP NUMBERS

| <u>Cap</u> | <u>Player</u> | <u>1st Season</u> | <u>Cap</u> | <u>Player</u> | <u>1st Season</u> | <u>Cap</u> | <u>Player</u> | <u>1st Season</u> |
|------------|-----------------------------------|------------------------------|------------|---------------|------------------------------|------------|---------------|------------------------------|
| | First ATCA Team | | | | | | | |
| 1 | A R Bent | 1932/33 | | K Cambrell | 1938/39 | 51 | R O'Loughlin | 1942/43 |
| 2 | W Blucher | 1932/33 | | C Cocks | 1938/39 | 52 | K O'Loughlin | 1942/43 |
| 3 | R Cook | 1932/33 | | C Griggs | 1938/39 | 53 | - McCabe | 1942/43 |
| 4 | A C Cross | 1932/33 | | M Player | 1938/39 | 54 | - Woolidge | 1942/43 |
| 5 | K J Duke | 1932/33 | | G Swayer | 1938/39 | 55 | A O Ayles | 1943/44 |
| 6 | E Franklin | 1932/33 | | M Smith | 1938/39 | 56 | G Crawford | 1944/45 |
| 7 | W Johnson | 1932/33 | | G Stock | 1938/39 | 57 | M Johnson | 1944/45 |
| 8 | J H McDonald | 1932/33 | | S Turner | 1938/39 | 58 | A Bristowe | 1944/45 |
| 9 | J Mealor | 1932/33 | | C Young | 1938/39 | 59 | F Harrison | 1944/45 |
| 10 | L Philcox | 1932/33 | | ===== | | 60 | P Carter | 1944/45 |
| 11 | D Smith | 1932/33 | | | | 61 | M Barr | 1945/46 |
| 12 | R Smith | 1932/33 | 13 | C Duance | 1938/39 | 62 | R Wright | 1945/46 |
| | ===== | | 14 | C A Kitto | 1938/39 | 63 | L Fiegert | 1945/46 |
| | Unassigned Pre-war Players | | 15 | J Millar | 1938/39 | 64 | A F Smith | 1945/46 |
| - | Clark | 1933/34 | 16 | N T Patten | 1938/39 | 65 | H W Wolsey | 1945/46 |
| - | Easom | 1933/34 | 17 | T Stappard | 1938/39 | 66 | C Hockley | 1945/46 |
| P | Hann | 1933/34 | 18 | J Wickham | 1938/39 | 67 | C Mathews | 1945/46 |
| H | R James | 1933/34 | 19 | K Draysey | 1939/40 | 68 | M McGill | 1945/46 |
| D | Pryor | 1933/34 | 20 | H P Mundy | 1939/40 | 69 | D J Roberts | 1945/46 |
| - | Williams | 1933/34 | 21 | B Schultz | 1939/40 | 70 | C G Pike | 1946/47 |
| | | | 22 | W H Toy | 1939/40 | 71 | K L Hobbs | 1946/47 |
| - | Brown | 1934/35 | 23 | R Warhurst | 1939/40 | 72 | I Cocks | 1946/47 |
| - | Bullock | 1934/35 | 24 | A W Fuss | 1939/40 | 73 | C N Adams | 1946/47 |
| J | V Manuell | 1934/35 | 25 | B King | 1939/40 | 74 | E Cammiss | 1947/48 |
| D | Pryor | 1934/35 | 26 | H Cocks | 1939/40 | 75 | G E Shepherd | 1947/48 |
| D | Read | 1934/35 | 27 | P Caschel | 1939/40 | 76 | J B Harper | 1947/48 |
| - | Redman | 1934/35 | 28 | F G Bear | 1939/40 | 77 | M D Smith | 1947/48 |
| - | Wright | 1934/35 | 29 | E C Sim | 1939/40 | 78 | M F Ewens | 1947/48 |
| | | | 30 | A Franklin | 1940/41 | 79 | R W Edyvean | 1948/49 |
| | | | 31 | L B Fischer | 1940/41 | 80 | R A Linke | 1948/49 |
| | | | 32 | W M Blanden | 1940/41 | 81 | F N Giles | 1948/49 |
| | | | 33 | B F Birch | 1940/41 | 82 | G McKenna | 1948/49 |
| | | | 34 | R Lawrence | 1940/41 | 83 | G Rawson | 1948/49 |
| | | | 35 | C Prideau | 1940/41 | 84 | H J Steele | 1948/49 |
| | | | 36 | - Caris | 1941/42 | 85 | L J Lambert | 1948/49 |
| | | | 37 | L Hargrave | 1941/42 | 86 | P C Roberts | 1949/50 |
| | | | 38 | K E Woodcock | 1941/42 | 87 | A Copley | 1950/51 |
| | | | 39 | K E Edwardes | 1941/42 | 88 | C Griggs | 1950/51 |
| | | | 40 | D Barrett | 1941/42 | 89 | D L Dunemann | 1950/51 |
| | | | 41 | R W Morbey | 1941/42 | 90 | F Andrews | 1950/51 |
| | | | 42 | E Challens | 1941/42 | 91 | D Milne | 1950/51 |
| | | | 43 | L Barrett | 1941/42 | 92 | J G Squire | 1950/51 |
| | | | 44 | D S Looker | 1941/42 | 93 | J A Gray | 1950/51 |
| | | | 45 | K King | 1941/42 | 94 | A R Catchlove | 1950/51 |
| | | | 46 | A Henshaw | 1942/43 | 95 | L Martin | 1950/51 |
| | | | 47 | C Williamson | 1942/43 | 96 | T Watt | 1951/52 |
| | | | 48 | S Gallagher | 1942/43 | 97 | W B Warburton | 1951/52 |
| | | | 49 | C Richardson | 1942/43 | 98 | B J Cowper | 1951/52 |
| | | | 50 | R Eather | 1942/43 | 99 | H J Davis | 1951/52 |
| | | | | | | 100 | J Herraman | 1951/52 |

| <u>Cap</u> | <u>Player</u> | <u>1st Season</u> | <u>Cap</u> | <u>Player</u> | <u>1st Season</u> | <u>Cap</u> | <u>Player</u> | <u>1st Season</u> |
|------------|-----------------|------------------------------|------------|-------------------|------------------------------|------------|-----------------|------------------------------|
| 101 | D Debney | 1951/52 | 151 | J C Willoughby | 1961/62 | 201 | A Russo | 1969/70 |
| 102 | P Neumann | 1952/53 | 152 | M J Cross | 1962/63 | 202 | J L F Ward | 1969/70 |
| 103 | K G Plummer | 1952/53 | 153 | P Herbert | 1962/63 | 203 | P Grimes | 1969/70 |
| 104 | W J M Ewing | 1953/54 | 154 | T Jones | 1962/63 | 204 | J Miers | 1969/70 |
| 105 | D J Manser | 1953/54 | 155 | A V Y Morris | 1962/63 | 205 | B Colquist | 1969/70 |
| 106 | K H Elliott | 1953/54 | 156 | M Nannes | 1962/63 | 206 | J W Plummer | 1969/70 |
| 107 | M J Perryman | 1954/55 | 157 | D K Plummer | 1962/63 | 207 | A Mashei | 1970/71 |
| 108 | R B Rutter | 1954/55 | 158 | Z Wrobel | 1962/63 | 208 | M Whitford | 1970/71 |
| 109 | B L Smith | 1954/55 | 159 | D R Hutchinson | 1962/63 | 209 | <i>Reserved</i> | |
| 110 | K L Berndt | 1954/55 | 160 | J Linhardt | 1962/63 | 210 | G McGahey | 1971/72 |
| 111 | H M Harrold | 1955/56 | 161 | J Kowalick | 1962/63 | 211 | R O'Brien | 1971/72 |
| 112 | J Towill | 1955/56 | 162 | R Miller | 1962/63 | 212 | W Welch | 1971/72 |
| 113 | D H Elliott | 1955/56 | 163 | W Hutchinson | 1962/63 | 213 | P A Oliver | 1971/72 |
| 114 | W R Quintrell | 1955/56 | 164 | G J Brown | 1962/63 | 214 | B Harris | 1972/73 |
| 115 | L W Pengilly | 1955/56 | 165 | R J Graefe | 1963/64 | 215 | P J Mander | 1972/73 |
| 116 | J S H Bickle | 1955/56 | 166 | R Edwards | 1963/64 | 216 | D J Mackay | 1972/73 |
| 117 | L A Walkley | 1956/57 | 167 | M Butler | 1963/64 | 217 | R Fidock | 1972/73 |
| 118 | R Liebich | 1956/57 | 168 | R Mead | 1963/64 | 218 | DI Williams | 1972/73 |
| 119 | K I McNamara | 1956/57 | 169 | R Claessen | 1963/64 | 219 | L Dean | 1972/73 |
| 120 | J A Madalina | 1956/57 | 170 | R W Rutter | 1963/64 | 220 | T Hall | 1972/73 |
| 121 | G L Hannaford | 1956/57 | 171 | R Dudley | 1963/64 | 221 | W Foster | 1972/73 |
| 122 | D G Hooper | 1956/57 | 172 | D J Dixey | 1963/64 | 222 | R J Stratfold | 1973/74 |
| 123 | K J Francis | 1957/58 | 173 | G Rowe | 1964/65 | 223 | K J Widdows | 1973/74 |
| 124 | W Baskett | 1957/58 | 174 | G Hammond | 1964/65 | 224 | G Curry | 1973/74 |
| 125 | D H Williams | 1957/58 | 175 | K G Lees | 1964/65 | 225 | J B Alton | 1974/75 |
| 126 | S Fielke | 1957/58 | 176 | J Mitchell | 1964/65 | 226 | S Battams | 1974/75 |
| 127 | R L Potter | 1957/58 | 177 | G Howard | 1964/65 | 227 | P J Williams | 1974/75 |
| 128 | L W Brown | 1958/59 | 178 | R Rowe | 1964/65 | 228 | C Morton | 1974/75 |
| 129 | F Yates | 1958/59 | 179 | P C Battersby | 1965/66 | 229 | G Dowsett | 1975/76 |
| 130 | B J Langston | 1958/59 | 180 | J Mortimer | 1965/66 | 230 | G Harkness | 1975/76 |
| 131 | K Perryman | 1958/59 | 181 | K Goulter | 1965/66 | 231 | G C Perkins | 1975/76 |
| 132 | A R Martin | 1958/59 | 182 | K W Hockley | 1967/68 | 232 | S W Sykes | 1975/76 |
| 133 | B E Cook | 1958/59 | 183 | A Taylor | 1967/68 | 233 | P Bond | 1975/76 |
| 134 | GJ Smith | 1958/59 | 184 | R Whenan | 1967/68 | 234 | L C Foster | 1975/76 |
| 135 | M Fish | 1958/59 | 185 | S Davis | 1967/68 | 235 | D Coulter | 1975/76 |
| 136 | W J Rutter | 1958/59 | 186 | R R Parham | 1967/68 | 236 | G Groube | 1976/77 |
| 137 | A Grivell | 1958/59 | 187 | G Atwell | 1967/68 | 237 | G R Wasley | 1976/77 |
| 138 | A Buivydas | 1958/59 | 188 | W Baum | 1967/68 | 238 | W Wyatt | 1976/77 |
| 139 | <i>Reserved</i> | | 189 | R Keen | 1967/68 | 239 | A R McKenzie | 1976/77 |
| 140 | B L Bowley | 1959/60 | 190 | B Benjamin | 1968/69 | 240 | S N Jones | 1976/77 |
| 141 | J Rawes | 1959/60 | 191 | R S Dinan | 1968/69 | 241 | S J Faulkner | 1976/77 |
| 142 | B Chapman | 1959/60 | 192 | C Payne | 1968/69 | 242 | W Waterhouse | 1976/77 |
| 143 | W B Thyer | 1959/60 | 193 | A R Marrett | 1968/69 | 243 | R K Saunders | 1976/77 |
| 144 | T Herbert | 1959/60 | 194 | A Bramwell | 1968/69 | 244 | P M Hynd | 1976/77 |
| 145 | L J Kempster | 1960/61 | 195 | B Foster | 1968/69 | 245 | R G Chenoweth | 1977/78 |
| 146 | A G Jarvis | 1960/61 | 196 | D L Heanes | 1969/70 | 246 | B D Newman | 1977/78 |
| 147 | R Sparrow | 1960/61 | 197 | P Norman | 1969/70 | 247 | P D Rebbeck | 1977/78 |
| 148 | E Manuell | 1960/61 | 198 | L Raymond | 1969/70 | 248 | M A Weatherald | 1977/78 |
| 149 | R J French | 1961/62 | 199 | D J Von Einem Snr | 1969/70 | 249 | D McKay | 1977/78 |
| 150 | D J Hann | 1961/62 | 200 | P Parry | 1969/70 | 250 | A F Newman | 1977/78 |

| <u>Cap</u> | <u>Player</u> | <u>1st Season</u> | <u>Cap</u> | <u>Player</u> | <u>1st Season</u> | <u>Cap</u> | <u>Player</u> | <u>1st Season</u> |
|------------|-------------------|------------------------------|------------|---------------|------------------------------|------------|----------------|------------------------------|
| 251 | T M Goodwin | 1978/79 | | | | | | |
| 252 | A Fraser | 1978/79 | | | | | | |
| 253 | K Johnson | 1978/79 | | | | | | |
| 254 | R W Hodder | 1979/80 | | | | | | |
| 255 | J Reed | 1979/80 | | | | | | |
| 256 | D J Hissey | 1980/81 | | | | | | |
| 257 | G G Wilson | 1980/81 | | | | | | |
| 258 | M Boffa | 1980/81 | | | | | | |
| 259 | RI Dew | 1981/82 | | | | | | |
| 260 | G A Wright | 1981/82 | | | | | | |
| 261 | D J Von Einem Jnr | 1981/82 | | | | | | |
| 262 | B Jamieson | 1981/82 | | | | | | |
| 263 | A E Baker | 1982/83 | | | | | | |
| 264 | M J Marrett | 1982/83 | | | | | | |
| 265 | J Trzeciak | 1982/83 | | | | | | |
| 266 | P Q Hoffmann | 1982/83 | | | | | | |
| 267 | R G Walsh | 1982/83 | | | | | | |
| 268 | R J Wilton | 1982/83 | | | | | | |
| 269 | B J Tyson | 1983/84 | | | | | | |
| 270 | M Doherty | 1983/84 | | | | | | |
| 271 | L A Humphreys | 1983/84 | | | | | | |
| 272 | B W Colborne | 1983/84 | | | | | | |
| 273 | P J Raymond | 1984/85 | | | | | | |
| 274 | D J Hawes | 1984/85 | | | | | | |
| 275 | C Metson | 1985/86 | | | | | | |
| 276 | DM Curtin | 1986/87 | | | | | | |
| 277 | RA Fraser | 1986/87 | | | | | | |
| 278 | KL McLean | 1986/87 | | | | | | |
| 279 | IJ Thamm | 1986/87 | | | | | | |
| 280 | M P Selvanera | 1986/87 | | | | | | |
| 281 | P D Curtin | 1987/88 | | | | | | |
| 282 | B W Curtin | 1987/88 | | | | | | |
| 283 | C P Tragakis | 1987/88 | | | | | | |
| 284 | J Frick | 1988/89 | | | | | | |
| 285 | N J Ford | 1988/89 | | | | | | |
| 286 | D A Huston | 1988/89 | | | | | | |
| 287 | S D Heeps | 1989/90 | | | | | | |
| 288 | G S Pugh | 1989/90 | | | | | | |
| 289 | R W Rutter | 1989/90 | | | | | | |
| 289a | M S Dalton | 1989/90 | | | | | | |
| 290 | W A Margitich | 1989/90 | | | | | | |
| 291 | R L Day | 1990/91 | | | | | | |
| 292 | M J O'Shea | 1990/91 | | | | | | |
| 293 | D C Oung | 1990/91 | | | | | | |
| 294 | R Hughes | 1990/91 | | | | | | |
| 295 | Mark Bradshaw | 1990/91 | | | | | | |
| 296 | I B Bowley | 1991/92 | | | | | | |
| 297 | A S Foster | 1991/92 | | | | | | |
| 298 | P M Judd | 1991/92 | | | | | | |
| 299 | D A Williams | 1991/92 | | | | | | |
| 300 | D R Betterman | 1991/92 | | | | | | |
| 301 | R Batusic | 1991/92 | | | | 351 | B J Leckie | 2003/04 |
| 302 | A J Betterman | 1991/92 | | | | 352 | N J Mosey | 2003/04 |
| 303 | N Martin | 1992/93 | | | | 353 | A C Tharaldsen | 2003/04 |
| 304 | D J Rowe | 1992/93 | | | | 354 | N J Petrus | 2003/04 |
| 305 | D D Heaft | 1993/94 | | | | 355 | A T Lubcke | 2003/04 |
| 306 | D J Nolan | 1993/94 | | | | 356 | J Y Boerema | 2003/04 |
| 307 | M D Bevan | 1993/94 | | | | 357 | C J Heap | 2003/04 |
| 308 | B L Matheson | 1993/94 | | | | 358 | B R W Magill | 2003/04 |
| 309 | A M Baker | 1994/95 | | | | 359 | A J Trenordan | 2004/05 |
| 310 | S J Corcoran | 1994/95 | | | | 360 | S M Wasley | 2004/05 |
| 311 | J A Jacobs | 1994/95 | | | | 361 | K S Wyles | 2004/05 |
| 312 | P M Baker | 1995/96 | | | | 362 | J J Gaerth | 2004/05 |
| 313 | D W Fischerman | 1995/96 | | | | 363 | T C Wilton | 2004/05 |
| 314 | D P Terrell | 1995/96 | | | | 364 | A L Favell | 2004/05 |
| 315 | T A Goodwin | 1995/96 | | | | 365 | S L Slape | 2004/05 |
| 316 | G M Vincent | 1995/96 | | | | 366 | R H J Westley | 2004/05 |
| 317 | D R Jennings | 1995/96 | | | | 367 | A L Stagg | 2004/05 |
| 318 | S Dixey | 1996/97 | | | | 368 | C J Robottom | 2005/06 |
| 319 | G A Wills | 1996/97 | | | | 369 | M T Baker | 2005/06 |
| 320 | C I Ansell | 1996/97 | | | | 370 | B T Schiller | 2005/06 |
| 321 | A Kallos | 1996/97 | | | | 371 | D A Denew | 2005/06 |
| 322 | A W Muller | 1996/97 | | | | 372 | A T Mainwaring | 2005/06 |
| 323 | C Parham | 1997/98 | | | | 373 | T J Evans | 2005/06 |
| 324 | A J Wilton | 1997/98 | | | | 374 | S M Ellicott | 2006/07 |
| 325 | D J Meijer | 1997/98 | | | | 375 | B S Staniford | 2006/07 |
| 326 | J W Stagg | 1997/98 | | | | 376 | N J Jolly | 2006/07 |
| 327 | D B Modra | 1998/99 | | | | 377 | M Sheikh | 2007/08 |
| 328 | D J Sexton | 1998/99 | | | | 378 | P J Whitcomb | 2007/08 |
| 329 | M P Steadman | 1998/99 | | | | 379 | S D Hunter | 2007/08 |
| 330 | A J Benton | 1998/99 | | | | 380 | P J Richardson | 2007/08 |
| 331 | M J Barber | 1999/00 | | | | 381 | J J D'Antini | 2008/09 |
| 332 | A N Wilson | 1999/00 | | | | 382 | J J Eckermann | 2008/09 |
| 333 | C M Underwood | 2000/01 | | | | 383 | R X Davey | 2009/10 |
| 334 | S Peach | 2000/01 | | | | 384 | L A Harrington | 2009/10 |
| 335 | D J Williams | 2000/01 | | | | 385 | A D Thurlow | 2009/10 |
| 336 | N P Zachat | 2000/01 | | | | 386 | M C Zerner | 2009/10 |
| 337 | I Abbasov | 2000/01 | | | | 387 | A Watherston | 2009/10 |
| 338 | M A Fenwick | 2000/01 | | | | 388 | A J Donald | 2011/12 |
| 339 | N G Clark | 2001/02 | | | | 389 | L A Foster | 2011/12 |
| 340 | S Rojko | 2001/02 | | | | 390 | J J Abbot | 2011/12 |
| 341 | D S Hall | 2001/02 | | | | 391 | P L Allegretto | 2011/12 |
| 342 | B P Haynes | 2001/02 | | | | 392 | J L Roberts | 2011/12 |
| 343 | B W Meredith | 2002/03 | | | | 393 | B L Williams | 2011/12 |
| 344 | D H Adams | 2002/03 | | | | 394 | M P Nye | 2011/12 |
| 345 | B J Felice | 2002/03 | | | | 395 | S Marotti | 2011/12 |
| 346 | M J McKern | 2002/03 | | | | 396 | C M Dawson | 2012/13 |
| 347 | J T Daunt | 2002/03 | | | | 397 | L V Devine | 2012/13 |
| 348 | P A Smith | 2002/03 | | | | 398 | J E Farmer | 2012/13 |
| 349 | L F Smith | 2002/03 | | | | 399 | A D Lee | 2012/13 |
| 350 | M L George | 2002/03 | | | | 400 | L M Scicluna | 2012/13 |

| <u>Cap</u> | <u>Player</u> | <u>1st Season</u> | <u>Cap</u> | <u>Player</u> | <u>1st Season</u> | <u>Cap</u> | <u>Player</u> | <u>1st Season</u> |
|------------|---------------------|------------------------------|------------|------------------|------------------------------|------------|---------------|------------------------------|
| 401 | R G Smith | 2012/13 | 452 | HD Towers | 2020/21 | | | |
| 402 | K W Davies | 2013/14 | 453 | S Karnawat | 2021/22 | | | |
| 403 | F L D'Antini | 2014/15 | 454 | KA Mirza | 2021/22 | | | |
| 404 | J D McNally | 2014/15 | 455 | FW March | 2021/22 | | | |
| 405 | G C Rose | 2014/15 | 456 | RJ Husler | 2021/22 | | | |
| 406 | S P Crook | 2014/15 | 457 | V Vishnoi | 2021/22 | | | |
| 407 | L O Evans | 2015/16 | 458 | JM Bowes | 2021/22 | | | |
| 408 | D W Perry | 2015/16 | 459 | S Qadri | 2021/22 | | | |
| 409 | B M Siebert | 2015/16 | 460 | S Alam | 2022/23 | | | |
| 410 | M S Henriksen | 2015/16 | 461 | B Stewart-Tonkin | 2023/24 | | | |
| 411 | S Snater | 2015/16 | 462 | S Ali | 2023/24 | | | |
| 412 | D J Fitzsimons | 2015/16 | 463 | M Sharma | 2023/24 | | | |
| 413 | C R Wells | 2015/16 | 464 | G Doran | 2023/24 | | | |
| 414 | J T Birse | 2016/17 | 465 | J Sadler | 2023/24 | | | |
| 415 | T S Rex | 2016/17 | 466 | A Gyawali | 2023/24 | | | |
| 416 | S C Colley | 2016/17 | | | | | | |
| 417 | S Kanolkar | 2016/17 | | | | | | |
| 418 | C J Tucker | 2016/17 | | | | | | |
| 419 | S M Freimayer | 2016/17 | | | | | | |
| 420 | L M Durdin | 2016/17 | | | | | | |
| 421 | S S Athurugiri | 2016/17 | | | | | | |
| 422 | J Ghelani | 2016/17 | | | | | | |
| 423 | R Baltutis | 2017/18 | | | | | | |
| 424 | L S Roberts | 2017/18 | | | | | | |
| 425 | J O King | 2017/18 | | | | | | |
| 426 | T H Pregden | 2017/18 | | | | | | |
| 427 | R Gupta | 2017/18 | | | | | | |
| 428 | B F Cameron | 2017/18 | | | | | | |
| 429 | J C Edginton | 2018/19 | | | | | | |
| 430 | A N Keene | 2018/19 | | | | | | |
| 431 | J K Millard | 2018/19 | | | | | | |
| 432 | D M Dolling | 2018/19 | | | | | | |
| 433 | M B Hughes | 2018/19 | | | | | | |
| 434 | J G Patel | 2018/19 | | | | | | |
| 435 | W J Bakewell | 2018/19 | | | | | | |
| 436 | A J Brdar (Tony) | 2018/19 | | | | | | |
| 437 | T W Colley | 2018/19 | | | | | | |
| 438 | A J Alderson | 2018/19 | | | | | | |
| 439 | M J Brister | 2018/19 | | | | | | |
| 440 | A B Wright | 2018/19 | | | | | | |
| 441 | J Barnett | 2018/19 | | | | | | |
| 442 | L R Jenings | 2019/20 | | | | | | |
| 443 | M T Panditaratne | 2019/20 | | | | | | |
| 444 | S J Redin | 2019/20 | | | | | | |
| 445 | V Lakshmin | 2019/20 | | | | | | |
| 446 | H J Wilkinson | 2019/20 | | | | | | |
| 447 | J J Richter Gilbert | 2019/20 | | | | | | |
| 448 | LJ Jacobs | 2019/20 | | | | | | |
| 449 | SW Lucas | 2020/21 | | | | | | |
| 450 | GW Carr | 2020/21 | | | | | | |